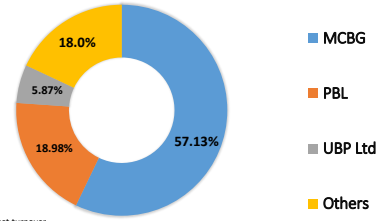


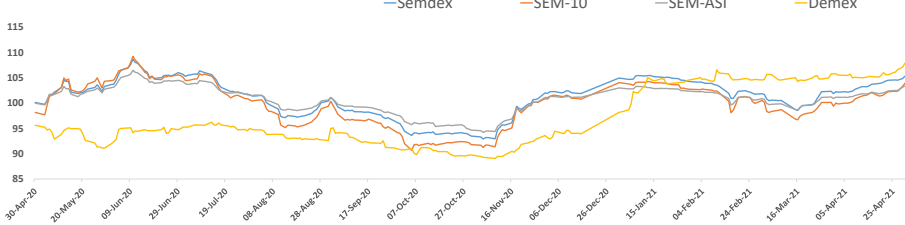
Significant volumes on the banking counter

- Significant volumes on the banking counter. **MCBG** gained 0.29% to Rs 255.00 on 175.2k shares. Foreigners sold a total of 159.5k shares of **MCBG** out of which 129.5k were crossed on the special crossing board at a discount of 20% (Rs 203.50). Conversely, **SBMH** fell by 0.50% to Rs 3.98 on 17.9k shares. Similarly, **Afrexim** fell by 1.59% to USD 3.10 on 28.5k shares. On the DEM: 401.6k shares of **ABCB** swapped hands among locals – The stock closed unchanged at Rs 16.15.
- Among conglomerates. 706.4k shares of **Ciel** were traded – the stock closed unchanged at Rs 5.00. Conversely, sole mover **IBL** fell by 1.04% to Rs 47.50 on a mere 135 shares.
- Hotels on the rise. **NMH** and **SUN** kept their momentum, the stocks closed at Rs 4.06(+0.74%) and Rs 13.15(+0.38%) on 1.1k shares and 1.0k shares.
- PBL** fell 2.31% to Rs 74.00 on 20.9k shares traded locally.
- PAD** fell 0.21% to Rs 238.50 on 26.7k shares traded.
- On the DEM: Sole mover **Lavastone** gained 0.68% to Rs 1.48 on 6.0k shares all being foreign sales.
- Among commodities: **Gold** up 0.30% to USD 1,882.25 by 15.19 Mauritian time – amid meltdown in cryptocurrency markets.

MOST TRADED STOCKS - OM (% OF TMT)



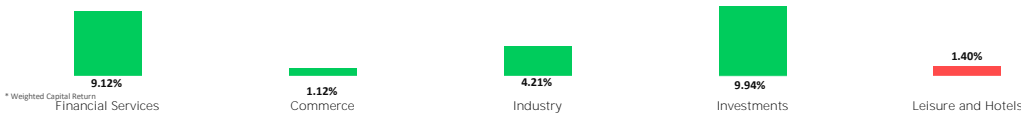
Selected Indices 1 YR Trend (Rebased 100)



	Last closing	Today's closing	% Chg	YTD % Chg
SEM-ASI	1,708.16	1,701.78	-0.37%	3.53%
Semdex	1,749.82	1,747.17	-0.15%	5.99%
Sem-10	329.94	328.06	-0.57%	5.93%
Semtri (Rs)	6,766.03	6,755.78	-0.15%	6.16%
SEM-BI	102.26	102.26	0.00%	1.18%
Demex	257.80	257.83	0.01%	20.58%
Demtri (Rs)	381.24	381.28	0.01%	21.06%

Top Gainers official market		Market Activity		Top Losers official market		Foreign Activities (Net Foreign P/S (Rs 'M))	
United Docks Ltd	3.51%	GRIT (USD)	-8.33%	MCB GROUP	(34.00)	AFREXIM DR (USD)	(0.19)
NMH (Ord)	0.74%	Fincorp	-2.50%	MCBG PREF	0.05	SEMARI	0.01
NIT Ltd	0.55%	PAD Ltd	-2.31%	LAVASTONE	(0.01)		
SUN	0.38%	IBL Ltd	-1.04%				
MCBG	0.29%	Lottotech	-0.72%				

Returns by Sector (YTD)



Key Market Stats

Market Volume Traded	1,151,798
Market Value Traded (Rs) M	66.52
Market PER x	12.3
Market DY %	2.18
Market Cap SEM-ASI (Rs) Bn	306.76
Market Cap SEMDEX (RS) Bn	211.63
Market Cap SEMDEX(USD) Bn	5.17

Selected Stocks

Selected Companies	Last Closing Price	Today's Closing Price	Last VWAP	% Change	YTD % Change	P/E	EPS	D/Y	Volume	Value Traded Rs'm
NewGold - (Murr)	709.00	709.00	-	-	0.57%	-	-	-	0	-
MCBG	254.25	255.00	255.04	0.29%	6.92%	7.70	33.1	-	175,183	38.00
SBMH	4.00	3.98	3.98	-0.50%	10.56%	10.14	0.39	-	17,900	0.07
CIM FS Ltd	7.34	7.34	7.34	-	14.33%	26.21	0.28	-	8,000	0.059
ABC Banking	16.15	16.15	16.00	-	-7.71%	10.22	1.58	-	401,600	6.426
MUA Co Ltd	115.00	115.00	115.00	-	27.78%	15.88	7.24	2.45	4	0.000
IBL Ltd	48.00	47.50	47.50	-1.04%	0.11%	-	-	1.28	135	0.01
VIVO	238.50	238.50	238.50	-	8.41%	40.42	5.9	2.47	0	-
PBL	605.00	604.00	604.00	-0.17%	2.20%	22.26	27.13	2.12	20,900	12.62
Gamma Civic Ltd	34.05	34.05	34.05	-	17.62%	27.68	1.23	3.85	0	-
Kolos Cement Ltd -	165.00	165.00	165.00	-	21.32%	30.73	5.37	3.18	0	-
UBP Ltd	140.50	140.50	140.50	-	16.60%	206.62	0.68	1.35	27,800	3.906
ENL Ltd	18.10	18.10	18.10	-	20.27%	-	-	2.49	150	0.003
CIEL Ltd	5.00	5.00	5.00	-	32.28%	-	-	1.60	706,424	3.532
Rogers & Co. Ltd	21.20	21.20	21.20	-	-3.64%	-	-	1.79	1,000	0.02
Terra Ltd	20.50	20.50	20.50	-	3.54%	17.67	1.16	2.78	88,000	1.804
Ascencia Ltd (A Shares)	25.00	25.00	25.00	-	44.51%	29.76	0.84	2.12	410	0.010
Alteo Ltd	24.00	24.00	24.00	-	15.66%	-	-	2.25	2,726	0.065
GRIT (USD)	0.60	0.55	0.55	-8.33%	-26.67%	-	-	-	3,000	0.067
NMH (Ord)	4.03	4.06	4.05	0.74%	-25.64%	-	-	-	1,100	0.00
LUX	33.00	33.00	32.98	-	24.06%	-	-	-	800	0.026
SUN	13.10	13.15	13.15	0.38%	-4.71%	-	-	-	1,000	0.013
Medine Ltd	40.50	40.50	40.23	-	-3.57%	-	-	2.59	0	-
Air Mauritius Ltd	5.80	SUSPENDED	5.80	-	0.00%	-	-	-	-	-
PAD Ltd	75.75	74.00	74.03	-2.31%	-3.90%	-	-	-	26,725	1.978
Afreximbank - (USD)	3.15	3.10	3.10	-1.59%	-5.20%	4.92	0.63	-	28,500	3.5747
OTHER MAIN MOVERS										
United Docks Ltd	57.00	59.00	59.00	3.51%	20.41%	-	-	-	100	0.006
Lavastone Ltd	1.47	1.48	1.4800	0.68%	-5.13%	-	-	1.35	6,000	0.009
NIT Ltd	36.50	36.70	36.60	0.55%	-2.13%	9.81	3.74	2.72	600	0.022
Fincorp	20.00	19.50	19.50	-2.50%	5.41%	-	-	-	2,600	0.051
Lottotech	8.36	8.30	8.30	-0.72%	-10.56%	46.11	-	2.05	100	0.00
MCBG (Pref)	11.50	11.45	11.45	-0.43%	0.44%	0.00	0.00	0.00	5,020	0.06
Swan General Ltd	309.00	308.00	308.00	-0.32%	2.67%	4.42	69.75	4.68	200	0.062

Foreign Exchanges

FOREX	Previous	Today's*	%Change	YTD %Change
US\$/MUR	40.96	40.90	-0.15%	12.29%
EUR/MUR	49.99	49.81	-0.36%	21.83%
GBP/MUR	57.85	57.87	0.04%	19.77%
INR/MUR	0.56	0.56	-0.09%	9.84%
JPY (100)/MUR	37.59	37.54	-0.13%	12.03%
ZAR/MUR	2.93	2.93	0.00%	12.42%

Swan Securities Limited

Swan Centre
10 Intendance Street
Port Louis, Mauritius

T (230) 208 7010
F (230) 212 9867
W swanforlife.com

BRN C06007932

This document may not be reproduced, copied, distributed for any purpose without the prior consent of Swan Securities Ltd. The information and opinions contained in this document have been completed or arrived at by Swan Securities Ltd from sources believed to be reliable and in good faith, but no representation or warranty express or implied is made as to their accuracy, completeness or correctness. The information contained in this document is published for the assistance of recipients but is not to be relied upon as being authoritative or taken as substitution for the exercise of judgments by any recipient. Swan Securities Ltd accepts no liability whatsoever for any direct or consequential loss arising from any use of this document and its contents.