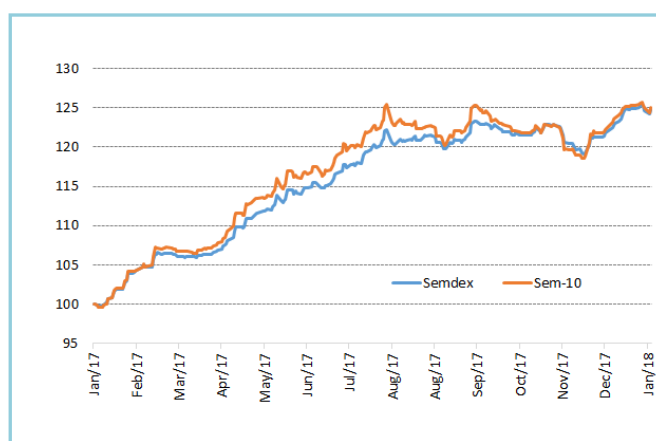


Market Highlights

INDICES	LATEST	W-O-W % CHANGE	YTD % CHANGE
LOCAL (Friday's closing)			
SEM- ASI	2,263.08	+0.02	1.86
SEMDEX	2,256.99	+0.16	2.49
SEM-VWAP	2,269.03	+0.16	2.23
SEM-10	431.26	(0.04)	2.24
DEMEX	233.15	(0.44)	1.5
REGIONAL (Thursday's closing)			
FTSE/JSE (SOUTH AFRICA)	59,506.12	(3.5)	0.9
NGSE (NIGERIA)	44,343.65	1.9	17.0
NSEASI (KENYA)	180.60	0.6	6.2
BGSMDC (BOTSWANA)	8,750.03	(0.1)	(1.3)
GGSECI (GHANA)	3,076.98	2.9	19.8
INTERNATIONAL (Thursday's closing)			
DOW JONES	26,149.39	(0.4)	5.6
CAC 40	5,481.93	0.0	2.7
SENSEX	35,906.66	(0.7)	6.1
DAX	13,189.48	(0.8)	1.6
NIKKEI	23,486.11	(0.8)	3.1
FTSE 100	7,533.55	(1.1)	(1.2)

	%
GDP GROWTH at basic prices (2017F) by Statistics Mauritius	3.7
UNEMPLOYMENT RATE (2017 est.)	7.1
CPI HEADLINE INFLATION (end-Dec 2017)	3.7
BUDGET DEFICIT (% of GDP) – Jul 2016/Jun 2017	3.5
REPO RATE (29 th November 2017)	3.5
91 DAY T-BILLS	2.44
182 DAY T-BILLS	2.52
364 DAY T-BILLS	2.67
3-YEAR GOVT. of MTIUS TREASURY NOTES	3.26
5-YEAR GOVT BONDS	4.07
10-YEAR GOVT BONDS	4.47
15-YEAR GOVT BONDS	5.98
20-YEAR GOVT BONDS	5.55

FOREX	LATEST	W-O-W % CHANGE	YTD % CHANGE
MUR/US\$	32.30	-0.7	-4.0
MUR/GBP	46.08	-0.1	1.9
MUR/INR	0.51	-1.0	-3.8
MUR/JPY	29.57	-0.1	-0.8
MUR/ZAR	2.73	0.0	0.4
MUR/EURO	40.36	-0.2	0.5



Highlights

- ▶ **Banks: MCBG (+0.7%); SBMH (+0.3%)**
- ▶ **Hotels: NMH (-3.1%); LUX Island Resorts (-0.7%); Sun Resorts (Unch.)**
- ▶ **News: Harwood Investments, Kolos Cement Ltd**

Research Desk

Email: securities.research@swanforlife.com

Swan Securities Ltd

Swan Centre
10 Intendance Street
Port Louis, Mauritius

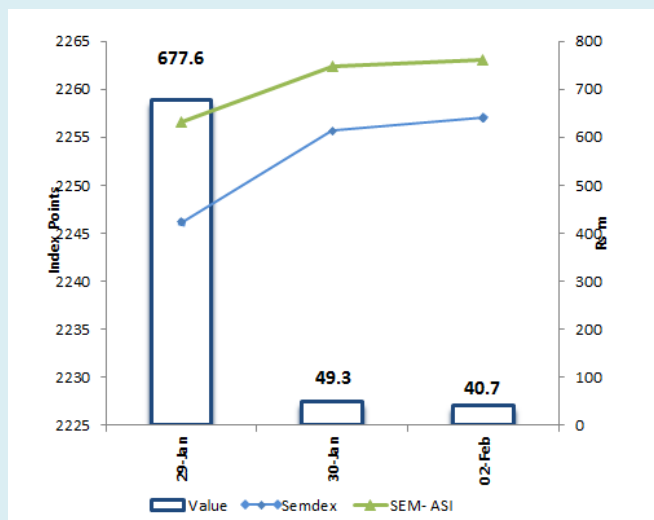
T (230) 208 7010
F (230) 212 9867
W swanforlife.com

BRN C06007932

This document may not be reproduced, copied, distributed for any purpose without the prior consent of Swan Securities Ltd. The information and opinions contained in this document have been completed or arrived at by Swan Securities Ltd from sources believed to be reliable and in good faith, but no representation or warranty express or implied is made as to their accuracy completeness or correctness. The information contained in this document is published for the assistance of recipients but is not to be relied upon as being authoritative or taken as substitution for the exercise of judgments by any recipient. Swan Securities Ltd accepts no liability whatsoever for any direct or consequential loss arising from any use of this document and its contents.

	Wk/ending 26.01.2018	Wk/ending 02.02.2018
SECTORAL INDICES		
BANKING INDEX	3,466.63	3,487.55
HOTEL INDEX	363.74	357.42
FOREIGN TRANSACTIONS (Rsm)		
TOTAL FOREIGN PURCHASES	18.38	43.58
TOTAL FOREIGN SALES	58.15	41.81
NET FOREIGN INFLOW/(OUTFLOW)	-39.77	1.77
MARKET CAPITALISATION (Rsbm)		
OFFICIAL (Semdex) & DEM	326.79	327.00
OFFICIAL (SEM- ASI) & DEM	420.80	420.67
DIVIDEND YIELD (%)		
OFFICIAL MARKET *	2.87	2.87
PER(x)		
OFFICIAL MARKET *	14.74	14.78

(*) DY and PER are based on total number of issued shares of SEM- ASI companies.



News

Harwood Investments- Notice is hereby given that the Listing Executive Committee of The Stock Exchange of Mauritius Ltd (SEM) has given its approval to the listing of 10,000 class A participating shares of no par value of Harwood Investments on the Official Market of the SEM. The date of admission to listing of the above shares has been scheduled for 19 February 2018. It is not expected that an active Secondary Market will develop in the above shares

Kolos Cement Ltd-The SEM has approved the listing of 27,000,000 ordinary shares of Kolos Cement Ltd on the DEM. The date of admission of the ordinary shares is scheduled for 19 February 2018. For the first trading session, Kolos will make available 270,000 Ordinary Shares of the Company for trading at an indicative price of MUR 80.00 per share

Official Market

Indices ended the week on a mixed note with the **SEMDEX** rising slightly by 0.16% to settle at 2,256.99 points and the **SEM-10** at 431.26 points (-0.04%). Weekly turnover amounted to Rs767.6m geared mostly towards **MCBG** and **PAD** made up to 88.3% of TMT. Foreigners were net buyers to the tune of 811.3k with **MCBG** experiencing the majority of net foreign purchases

MCBG gained 0.7% to close Rs276.00 on a weekly volume of 1.8m shares (VWAP: Rs273.90), however volatility was observed on the stock with an intra week low of Rs271.00 and intra week high of Rs279.00. On the other hand, **PAD** closed the week unchanged at Rs 127.00 on an overall volume of 1.27m shares traded. Banking peer, **SBMH** rose by 0.3% to Rs7.82 on a total volume of 811.4k shares exchanged. Finance stock, **CIM** grew by 1.5% to Rs10.35 on a weekly volume of 297.5k shares.

On the commercial counter, **ENL Commercial** and **Harrel Mallac** increased to Rs13.40 (+0.4%) and Rs80.25 (+0.3%) on 2.3k shares and 1.5k shares respectively.

On the industrial counter, **Gamma** was the strongest performer up by 2.1% to Rs35.75 followed by **UBP** which grew by 0.8% to Rs125.00. **MCFI** rose by 0.3% to Rs18.80 while **Moroil** dropped by 0.3% to Rs29.90.

On the investment counter, **Terra** was the top performer of the week up by 5.0% to Rs29.40 on merely 600 shares exchanged. Other movers were **POLICY** Rs7.08 (-0.3%), **MDIT** Rs4.72 (-0.2%), **Ciel Ltd** Rs7.40 (Unchg), **Caudan** Rs1.10 (+0.9%) and **Alteo Ltd** Rs30.00 (+0.7%).

On the hotel counter, **NMH (O)** declined by 3.1% to Rs25.20 followed by **Lux** which inched down by 0.7% to Rs68.50 on a total volume of 83.2k shares. On the other hand, **Sun** closed unaltered at Rs48.75. Lottery operator, **lottotech** was the weakest performer dropping by 5.3% to Rs7.50 on 20.6k shares traded.

Property developer **Bluelife** increased to Rs2.24 (+0.4%) on 29.7k shares. National carrier, **Air Mauritius** gained 0.7% to Rs14.55.

On the debt board, 50 **MCBG Notes** and 3.2k **MCBG- floating Senior Unsecured Note** were exchanged and closed at Rs1,046.43 and 1,004.25 respectively.

DEM

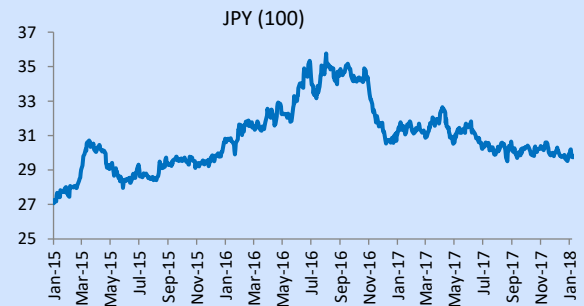
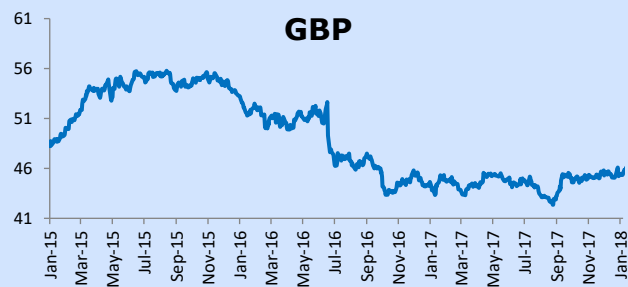
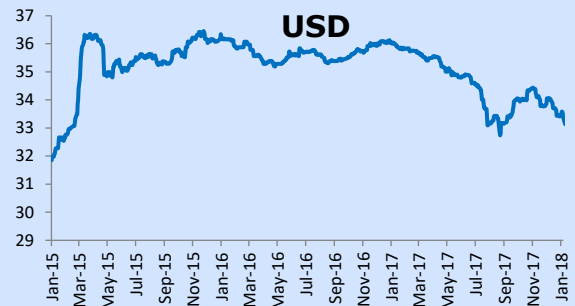
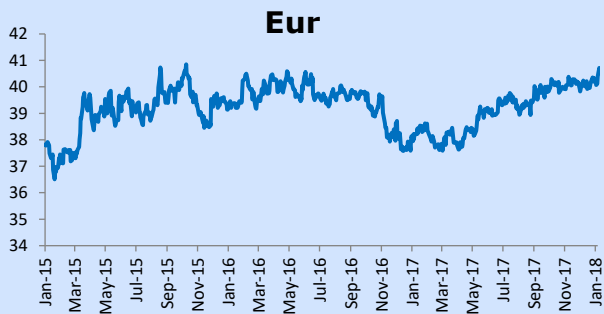
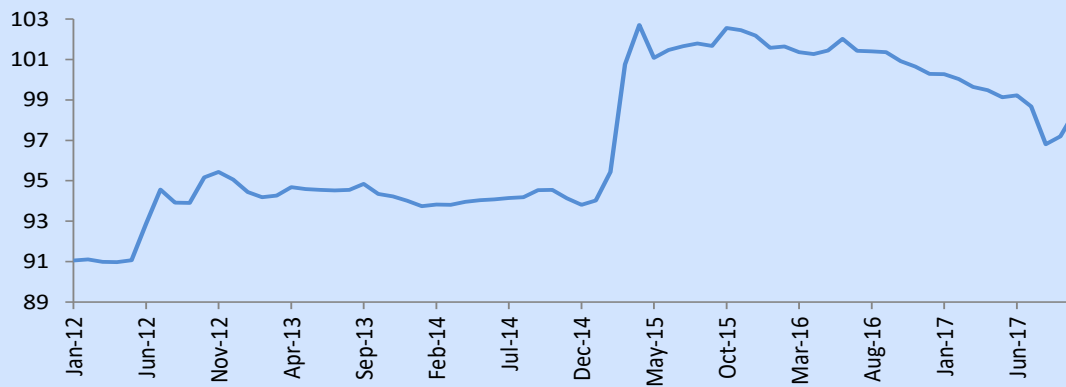
The **DEMEX** closed the week at 233.15 points (-0.44%) on a **turnover** of Rs264.9m, driven by **Medine** and **Eudcos**. The former saw a significant volume of 3.0m traded and closed unaltered at Rs66.00 while the latter ended the week higher at Rs22.40 (+3.5%). **ENL (P)** was top gainer of the week increasing by 4.5% to reach Rs29.25. Worst performer on the counter was **Swan Life**, dropping by 12.4% to close at Rs1,130.00. Other movers were: **Bee Equity** (+1.3%), **Ascencia** (+0.9%), **APL** (+0.8%) and **TPL (O)** (-0.3%). On the debt board, 50.0k of UTIN Bonds were exchanged.

Dividend Announcements

Security	Security Code	Entitlements	Final / Interim	Last	Ex - Date	Registered Date	Date	Financial Year
				Cum -Date			Payable	
The Mauritius Development Investment Trust Ltd	MDIT.N0000	Re 0.11	Interim	2-Feb-18	5-Feb-18	7-Feb-18	27-Mar-18	30-Jun-18
Innodis Ltd	HWF.N0000	Re 0.85	Interim	14-Feb-18	15-Feb-18	20-Feb-18	9-Mar-18	30-Jun-18
Omnican Ltd	MTMD.N0000	Rs 2.00	Final	6-Mar-18	7-Mar-18	9-Mar-18	27-Mar-18	31-Dec-17

Mauritius Exchange Rate Index

Forex



DEM Stocks	Year-end	Last Traded Price		Change for the week (%)	Change since 31.12.17 (%)	Volume traded	Value traded	Shares in issue (m)	Market Cap (Rz m)	Weighted Market Cap	EPS hist (Rz)	DPS hist (Rz)	PER hist (x)	Yield hist (%)	Latest NAV (Rz)	ROE (%)
		26/01/2018	02/02/2018													
Banks, Insurance & Other Finance																
ABC BANKING CORPORATION	30-Jun	26.40	26.40	0.0	0.0	106,000	2,798,400	76.27	2,013.6	3.72%	2.73	0.64	9.7	2.4	17.57	15.54
SWAN LIFE	31-Dec	1,290.00	1,130.00	(12.4)	(12.4)	512	579,940	2.63	2,974.4	5.50%	69.51	46.00	16.3	4.1	-	-
Commerce																
ABC MOTORS	30-Jun	110.00	110.00	0.0	0.0	-	-	6.18	679.3	1.26%	16.60	2.50	6.6	2.3	111.23	14.92
ASSOCIATED COMMERCIAL	30-Jun	150.00	150.00	0.0	0.0	-	-	1.14	171.4	0.32%	45.66	4.00	3.3	2.7	305.72	14.94
CHEMCO	31-Dec	19.10	19.10	0.0	0.0	-	-	6.21	118.6	0.22%	2.49	1.00	7.7	5.2	16.83	14.80
CIE IMMOBILIERE	31-Dec	549.00	549.00	0.0	0.0	-	-	0.27	146.3	0.27%	45.00	23.00	12.2	4.2	1,111.78	4.05
Industry																
BYCHEMEX	31-Dec	4.00	4.00	0.0	(9.5)	-	-	5.00	20.0	0.04%	0.02	0.16	200.0	4.0	6.27	0.32
FORGES TARDIEU	31-Dec	125.25	125.25	0.0	(5.1)	-	-	1.92	240.5	0.44%	-	7.50	-	-	172.29	-
LES GAZ INDUSTRIELS	30-Jun	63.75	63.75	0.0	0.0	1,304	83,130	2.61	166.5	0.31%	3.24	2.70	19.7	4.2	92.65	3.50
LIVESTOCK FEED (O)	30-Jun	43.00	43.00	0.0	10.3	-	-	31.50	1,354.5	2.51%	3.23	1.20	13.3	2.8	46.55	6.94
LIVESTOCK FEED (P)	30-Jun	25.55	25.55	0.0	0.2	-	-	-	-	0.00%	-	1.20	-	4.7	-	-
LES MOULINS DE LA CONCORDE (O)	30-Jun	221.50	221.50	0.0	3.0	-	-	5.40	1,196.1	2.21%	10.97	8.00	20.2	3.6	274.23	4.00
LES MOULINS DE LA CONCORDE (P)	30-Jun	335.00	335.00	0.0	0.0	-	-	-	-	0.00%	-	20.00	-	6.0	-	-
MAURITIUS COSMETICS	31-Dec	34.80	34.80	0.0	(0.6)	-	-	10.00	348.0	0.64%	10.39	0.50	3.3	1.4	117.58	8.84
MARGARINE INDUSTRIES	31-Dec	923.00	923.00	0.0	0.0	-	-	0.30	277.1	0.51%	30.91	20.00	29.9	2.2	659.25	4.69
MAURITIUS SECONDARY INDUSTRIES	30-Jun	29.70	29.70	0.0	0.0	-	-	0.80	23.8	0.04%	4.47	1.00	6.6	3.4	73.31	6.10
PAPER CONVERTING	31-Dec	27.00	27.00	0.0	0.0	-	-	3.60	97.2	0.18%	2.52	0.50	10.7	1.9	88.20	2.86
QUALITY BEVERAGE	31-Dec	15.35	15.35	0.0	(0.6)	-	-	22.36	343.2	0.63%	1.70	0.70	9.0	4.6	14.32	-
SOAP & ALLIED INDUSTRIES	31-Dec	22.25	22.25	0.0	(2.2)	-	-	4.50	100.0	0.19%	3.71	0.50	6.0	2.2	52.01	7.13
Investments																
ASCENCIA Ltd (Class A Shares)	30-Sep	16.60	16.75	0.9	7.0	75,847	1,264,890	478.39	8,013.0	14.82%	2.03	0.50	8.3	3.0	14.11	14.39
Ascencia Ltd (Preference Shares)	30-Jun	19.00	19.50	-	-	2,800	54,600	-	-	-	-	0.79	-	-	-	-
ENL LTD (P)	30-Jun	28.00	29.25	4.5	0.0	2,200	61,975	-	-	0.00%	2.18	0.69	13.4	2.4	80.38	-
EUDCOS	30-Jun	21.65	22.40	3.5	11.2	2,405,620	52,082,163	121.45	2,720.6	5.03%	1.21	0.90	18.5	4.0	15.15	7.99
THE BEE EQUITY PARTNERS	30-Jun	38.10	38.60	1.3	32.0	3,864	148,331	8.82	340.5	0.63%	5.04	-	7.7	-	57.71	26.12
PHOENIX INVESTMENT	30-Jun	320.00	320.00	0.0	4.9	-	-	5.69	1,819.3	3.37%	21.15	8.72	15.1	2.7	191.06	11.07
RHT HOLDING LTD	30-Jun	38.00	38.00	0.0	16.9	-	-	-	462.2	0.85%	3.06	1.15	12.4	3.0	59.25	-
UNITED INVESTMENT	30-Jun	9.72	9.72	0.0	(2.8)	48,420	470,642	204.09	1,983.8	3.67%	-	-	-	-	11.59	-
Leisure & Hotels																
CONSTANCE HOTELS SERVICES	31-Dec	31.80	31.80	0.0	(0.8)	-	-	109.65	3,487.0	6.45%	-	0.25	-	0.8	41.98	-
MORNING LIGHT	31-Dec	41.20	41.20	0.0	0.0	-	-	45.96	1,893.6	3.50%	-	-	-	-	21.84	-
SOUTHERN CROSS TOURIST HOTEL	31-Dec	4.61	4.61	0.0	0.0	-	-	-	125.64	579.2	1.07%	0.08	-	57.6	-	3.19
TROPICAL PARADISE (O)	30-Jun	6.10	6.08	(0.3)	(0.3)	111,385	679,257	142.50	866.4	1.60%	0.21	0.07	29.0	1.2	10.80	-
TROPICAL PARADISE (P)	30-Jun	311.75	311.75	0.0	0.9	2,500	779,375	-	-	0.00%	-	16.00	-	5.1	-	-
Others																
COVIFRA	31-Oct	22.15	22.15	0.0	0.0	-	-	56.61	1,253.9	2.32%	0.82	4.70	27.0	-	18.88	-
CIEL TEXTILE LTD	30-Jun	50.00	50.00	0.0	2.0	14,410	720,510	101.81	5,090.4	9.42%	4.51	3.00	11.1	6.0	43.62	10.34
HOTELEST	31-Dec	30.55	30.55	0.0	(0.7)	23	703	55.92	1,708.5	3.16%	-	0.21	-	0.7	41.96	-
MEDICAL & SURGICAL CENTRE	30-Jun	3.00	3.00	0.0	(6.3)	38,500	110,700	569.94	1,709.8	3.16%	-	0.03	-	1.0	1.21	-
MFD Group Ltd	31-Dec	10.60	10.60	0.0	0.0	-	-	150.00	1,590.0	2.94%	0.82	0.20	12.9	1.9	7.91	10.37
SIT LAND HOLDINGS OPT	30-Jun	SUSPENDED	SUSPENDED	-	-	-	-	-	-	-	-	-	-	-	-	-
Property Development																
ATTITUDE PROPERTY		13.10	13.20	0.8	8.2	2,200	29,040	160.02	2,112.23	3.9%	0.66	0.65	20.0	4.9	10.42	6.33
NOVUS PROPERTIES	31-Mar	8.66	8.66	0.0	1.9	-	-	-	-	-	0.48	0.38	18.0	4.4	9.62	4.99
Sugar																
CONSTANCE LA GALETTE	31-Dec	116.75	116.75	0.0	(3.5)	15,000	1,751,250	4.80	560.4	1.0%	7.98	4.50	14.6	3.9	103.68	-
MEDINE LTD	30-Jun	66.00	66.00	0.0	(1.5)	3,001,173	198,077,414	105.00	6,930.0	12.82%	0.73	2.10	90.4	3.2	150.39	-
UNION SUGAR ESTATE	31-Dec	26.50	26.50	0.0	3.5	-	-	18.90	500.9	0.93%	0.22	-	120.45	-	94.12	-
Transport																
UNITED BUS SERVICE	30-Jun	33.50	33.50	0.0	0.0	-	-	4.97	166.5	0.31%	10.08	1.00	3.3	3.0	42.25	23.86
Total (Equities)						5,831,758	259,692,320		54,058							
Total (Debentures)						50,000	5,175,500.00									
Total (Equities & Debentures)						5,881,758	264,867,819.55									

Debentures	Nominal Value (Rs)	Last Traded Price		Volume Traded	Value Traded (Rs)	YTM on last traded price (%)	Accrued Interest (Rs)	Issue Date	Maturity Date
		26/01/2018	02/02/2018						
OFFICIAL MARKET									
Structured Products									
Absa bank Limited - Structured Note Programme Due 2023 (USD)- 23.01.18	1000.00(USD)	1,000.00	1,000.00	-	-	-	-	12-Jan-18	9-Jan-23
CM Structured Products Ltd - Zenit Cross - Asset MUR40 Notes - 24.01.18	1,000.00	1,200.00	1,200.00	-	-	-	1.26	21-Dec-16	24-Jan-22
CM Structured Products Ltd - Zenit Cross - Asset MUR180 Notes - 24.01.18	1,000.00	1,200.00	1,200.00	-	-	-	-	21-Dec-16	24-Jan-22
MCB Structured Solutions Ltd - Crescendo Global Security USD70 Notes (USD)	100.00	112.00	112.00	-	-	-	-	6-May-16	6-May-21
MCB Structured Solutions Ltd - Crescendo Global Security MUR170 Notes	1,000.00	1,150.00	1,150.00	-	-	-	-	6-May-16	6-May-21
MCB Structured Solutions Ltd - Crescendo Global Security MUR100 Notes	1,000.00	1,150.00	1,150.00	-	-	-	-	6-May-16	6-May-21
Debentures									
Compagnie de Beau Vallon Limitée - Class A Bonds	1,000.00	977.12	977.12	-	-	5.50	12.98	27-Oct-15	27-Oct-20
Compagnie de Beau Vallon Limitée - Class B Bonds	1,000.00	997.68	997.68	-	-	5.19	14.39	27-Oct-15	27-Oct-20
Commercial Investment Property Fund Ltd - Senior Tranche	100,000.00	101,144.91	101,144.91	-	-	5.84	587.67	12-Jan-17	12-Jan-27
Commercial Investment Property Fund Ltd - Junior Tranche	1,000.00	1,000.03	1,000.03	-	-	6.50	6.95	12-Jan-17	12-Jan-27
Evaco Ltd - Floating Rate Notes - INTRO - 01.07.16	1,000.00	1,048.83	1,048.83	-	-	4.94	9.62	17-Jun-16	16-Jun-21
IBL Ltd - Series 2 - Fixed Rate Notes - 5 Years - Intro 05.10.17	1,000,000.00	1,028,295.33	1,028,295.33	-	-	4.34	20,994.48	8-Sep-17	8-Sep-22
IBL Ltd - Series 3 - Floating Rate Notes - 5 Years - Intro 05.10.17	1,000,000.00	1,020,966.91	1,020,966.91	-	-	3.75	17,845.30	8-Sep-17	8-Sep-22
IBL Ltd - Series 4 - Fixed Rate Notes - 7 Years - Intro 05.10.17	1,000,000.00	1,039,384.30	1,039,384.30	-	-	4.81	23,093.92	8-Sep-17	8-Sep-24
IBL Ltd - Series 5 - Floating Rate Notes - 7 Years - Intro 05.10.17	1,000,000.00	1,025,612.77	1,025,612.77	-	-	4.31	19,944.75	8-Sep-17	8-Sep-24
MCB GROUP - NOTES	1,000.00	1,044.94	1,046.43	50	52,322	3.91	12.09	8-Aug-13	8-Aug-23
MCB Group Limited - Floating Rate Senior Unsecured Notes Due 2023 - 23.01.18	1,000.00	1,004.27	1,004.25	3,168	3,181,464	3.41	1.53	22-Jan-18	22-Jan-23
MAURITIUS UNION ASSURANCE - NOTES	10,000.00	10,146.73	10,146.73	-	-	5.09	199.34	24-Sep-14	24-Sep-24
New Mauritius Hotels Ltd - Notes -Tranche FLRNMUR7Y - Intro 20.11.17	1,000.00	1,065.00	1,065.00	-	-	3.84	11.28	15-Nov-17	15-Nov-22
New Mauritius Hotels Ltd - Notes -Tranche FRNMUR7Y -Intro 20.11.17	1,000.00	1,059.10	1,059.10	-	-	4.41	12.43	15-Nov-17	15-Nov-22
New Mauritius Hotels Ltd - Notes -Tranche FLRNMUR5Y -Intro 20.11.17	1,000.00	1,004.39	1,004.39	-	-	4.25	10.01	15-Nov-17	15-Nov-24
New Mauritius Hotels Ltd - Notes -Tranche FRNMUR5Y - Intro 20.11.17	1,000.00	1,033.43	1,033.43	-	-	4.00	10.93	15-Nov-17	15-Nov-24
New Mauritius Hotels Ltd - Notes -Tranche FRNEUR4Y - Intro 20.11.17	1,000.00	1,063.00	1,063.00	-	-	1.72	7.71	15-Nov-17	15-Nov-21
NMH - FLOATING RATE TRANCHE A NOTES - (MUR)	1,000.00	1,000.00	1,000.00	-	-	5.75	3.06	15-Jul-15	15-Jul-18
NMH - FLOATING RATE TRANCHE B NOTES - (MUR)	1,000.00	1,005.02	1,005.02	-	-	5.00	3.37	15-Jul-15	15-Jul-19
Northfields International School Ltd - (secured 7.75% fixed Rate) - 21.06.17	1,000.00	1,000.61	1,000.61	-	-	7.72	33.97	1-Sep-16	31-Aug-21
Omnican Ltd - Series 1 - Floating Rate Secured Notes	10,000.00	9,996.78	9,996.78	-	-	4.81	89.53	8-Jun-16	8-Jun-19
Omnican Ltd - Series 2 - Floating Rate Secured Notes	10,000.00	10,043.00	10,043.00	-	-	5.09	97.86	8-Jun-16	8-Jun-21
Omnican Ltd - Series 3 - Fixed Rate Secured Notes	10,000.00	10,333.41	10,333.41	-	-	5.25	131.18	8-Jun-16	8-Jun-21
Omnican Ltd - Series 4 - Fixed Rate Secured Notes	10,000.00	10,625.31	10,625.31	-	-	5.66	141.59	8-Jun-16	8-Jun-23
SBM Holdings Ltd - Class A 1 Series Bond	10,000.00	10,052.46	10,052.46	-	-	4.75	198.04	10-Mar-14	10-Mar-24
SBM Holdings Ltd - Class B 1 Series Bond - (USD)	1000.00(USD)	990.48	990.48	-	-	3.28	5.66	30-May-14	30-May-21
Sun Limited - Notes -Tranche FRNMUR5Y	1,000.00	1,045.12	1,045.12	-	-	4.75	15.62	4-Nov-16	4-Nov-21
Sun Limited - Notes -Tranche FLRNMUR5Y	1,000.00	1,025.33	1,025.33	-	-	4.09	12.49	4-Nov-16	4-Nov-21
Sun Limited - Notes -Tranche FRNMUR7Y	1,000.00	1,052.00	1,052.00	-	-	5.47	16.92	4-Nov-16	4-Nov-23
Sun Limited - Notes -Tranche FLRNMUR7Y	1,000.00	1,055.95	1,055.95	-	-	4.69	13.53	4-Nov-16	4-Nov-23
Sun Limited - Notes -Tranche FRNEUR4Y	1,000.00	1,030.54	1,030.02	25	1,045,058	3.34	11.81	4-Nov-16	4-Nov-20
Sun Limited - Notes -Tranche FLRNEUR4Y	1,000.00	1,041.85	1,041.85	-	-	2.50	10.50	4-Nov-16	4-Nov-20
UNITED BASALT PRODUCTS - BOND	100.00	100.41	100.41	1,000	100,410	4.16	0.49	31-Oct-13	31-Oct-18
DEM									
ABC Motors Company - Notes	25,000.00	25,743.40	25,743.40	-	-	3.00	45.21	28-Jan-16	27-Jan-19
ASCENCIA - BONDS	12.00	12.82	12.82	-	-	4.88	0.44	8-Dec-15	30-Jun-25
United Investments Ltd - Bond	100.00	103.52	103.51	50,000	5,175,500	4.00	0.11	1-Feb-16	31-Jan-20