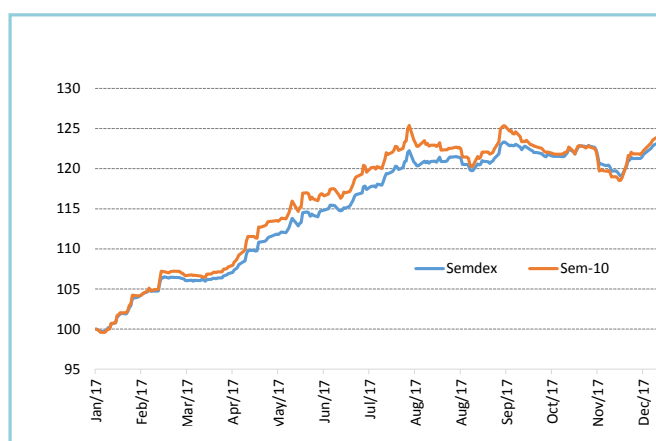


Market Highlights

INDICES	LATEST	W-O-W % CHANGE	YTD % CHANGE
LOCAL (Friday's closing)			
SEM- ASI	2,265.65	+1.21	1.97
SEMDEX	2,258.84	+1.58	2.57
SEM-VWAP	2,264.26	+1.13	2.02
SEM-10	431.88	+1.19	2.38
DEMEX	231.66	+0.57	0.9
REGIONAL (Thursday's closing)			
FTSE/JSE (SOUTH AFRICA)	59,606.02	(0.0)	1.1
NGSE (NIGERIA)	43,041.54	12.7	13.6
NSEASI (KENYA)	174.20	1.9	2.5
BGSMDC (BOTSWANA)	8,827.25	(0.4)	(0.4)
GGSECI (GHANA)	2,725.84	5.4	6.1
INTERNATIONAL (Thursday's closing)			
DOW JONES	25,574.73	2.6	3.2
CAC 40	5,488.55	2.9	2.8
SENSEX	34,592.39	1.8	2.2
DAX	13,202.90	1.7	1.7
NIKKEI	23,653.82	0.6	3.8
FTSE 100	7,762.94	1.2	1.8

	%
GDP GROWTH at basic prices (2017F) by Statistics Mauritius	3.7
UNEMPLOYMENT RATE (2017 est.)	7.2
CPI HEADLINE INFLATION (end-Nov 2017)	3.5
BUDGET DEFICIT (% of GDP) – Jul 2015/Jun 2016	3.5
REPO RATE (29 th November 2017)	3.5
91 DAY T-BILLS	2.39
182 DAY T-BILLS	2.50
364 DAY T-BILLS	2.61
3-YEAR GOVT. of MTIUS TREASURY NOTES	2.94
5-YEAR GOVT BONDS	3.52
10-YEAR GOVT BONDS	4.47
15-YEAR GOVT BONDS	5.98
20-YEAR GOVT BONDS	5.55

FOREX	LATEST	W-O-W % CHANGE	YTD % CHANGE
MUR/US\$	33.53	0.4	-0.3
MUR/GBP	45.42	0.2	0.4
MUR/INR	0.53	-0.9	0.0
MUR/JPY	30.17	1.7	1.2
MUR/ZAR	2.71	-0.4	-0.2
MUR/EURO	40.40	0.2	0.6



Highlights

- ▶ **Banks: MCBG (+0.7%); SBMH (+4.5%)**
- ▶ **Hotels: NMH (+6.1%); LUX Island Resorts (Unch.); Sun Resorts (+0.3%)**
- ▶ **News: SBMH, MCBG, CM Structured Products**

Research Desk

Email: securities.research@swanforlife.com

Swan Securities Ltd

Swan Centre
10 Intendance Street
Port Louis, Mauritius

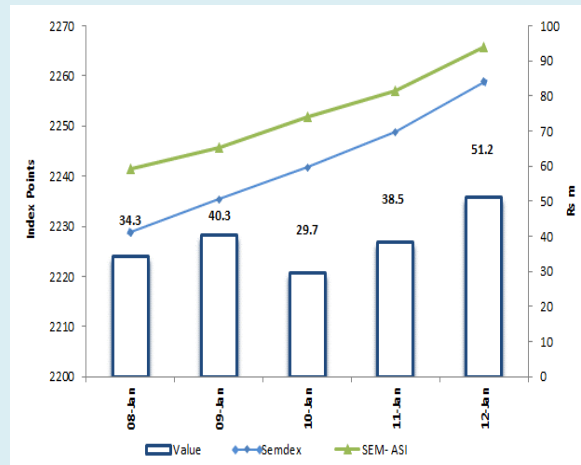
T (230) 208 7010
F (230) 212 9867
W swanforlife.com

BRN C06007932

This document may not be reproduced, copied, distributed for any purpose without the prior consent of Swan Securities Ltd. The information and opinions contained in this document have been completed or arrived at by Swan Securities Ltd from sources believed to be reliable and in good faith, but no representation or warranty express or implied is made as to their accuracy completeness or correctness. The information contained in this document is published for the assistance of recipients but is not to be relied upon as being authoritative or taken as substitution for the exercise of judgments by any recipient. Swan Securities Ltd accepts no liability whatsoever for any direct or consequential loss arising from any use of this document and its contents.

	Wk/ending 05.01.2018	Wk/ending 12.01.2018
SECTORAL INDICES		
BANKING INDEX	3,465.77	3,532.30
HOTEL INDEX	354.77	365.26
FOREIGN TRANSACTIONS (Rsm)		
TOTAL FOREIGN PURCHASES	18.19	57.29
TOTAL FOREIGN SALES	1.53	43.57
NET FOREIGN INFLOW/(OUTFLOW)	16.67	13.72
MARKET CAPITALISATION (Rsbm)		
OFFICIAL (Semdex) & DEM	321.66	326.26
OFFICIAL (SEM- ASI) & DEM	52.79	420.13
DIVIDEND YIELD (%)		
OFFICIAL MARKET *	2.90	2.87
PER(x)		
OFFICIAL MARKET *	12.79	14.78

(*) DY and PER are based on total number of issued shares of SEM- ASI companies.



News

SBMH - The Board informed that the Reserve Bank of India (RBI) has granted a banking licence to the SBM Group to operate a wholly owned subsidiary (WOS Licence) in India. The SBM Group has been operating in India for over twenty years as a branch of SBM Bank (Mauritius) Ltd but will operate as SBM Bank (India) Limited upon satisfactory completion of all regulatory and other requirements. The WOS Licence is the first of its kind to be granted to a foreign bank and is in line with the SBMH's expansion strategy into India.

MCBG – Following the offering of 611,936 options to employees under the Group Employee Share Option Scheme (GESOS) in Oct 2017, a total of 69,154 options were exercised during the first transfer window of the scheme. The balance of 542,782 options will lapse around 15th Oct 2018. As a result of the above, 69,154 new shares have been issued on the 8th Jan 2018 by MCBG for listing on the SEM. Total number of shares in issue now stands at 238,663,598.

Listing of CM Structured Products – the Listing Executive Committee of the SEM has given its approval to the proposed listing by way on Introduction on the Official Market of CM Structured Products (1) 357,809 Zenith Cross-Asset MUR40 Notes of nominal value MUR 1,000; and (2) 122,738 Zenith Cross-Asset MUR180 Notes of nominal value MUR 1,000.

Official Market

Indices ended the week on higher with the **SEMDEX** inching up by 1.58% to settle at 2,258.84 points and the **SEM-10** at 431.88 points (+1.19%). Turnover for the week amounted to Rs194.0m geared mostly towards **MCBG**, **SBMH** and **ENL Land (O)** which altogether contributed to 62.0% of TMT. **SBMH** finished the week at Rs7.98 (+4.5%) on a weekly exchange of 4.9m shares, of which 1.6m were foreign purchases. Banking peer **MCBG** was the major turnover driver, closing at Rs278.50 (+0.7%) on a volume of 185.4k shares, of which 123.8k were foreign purchases. **Foreigners** were net buyers to the tune of Rs13.7m, driven strongly by MCBG and SBMH.

Notable mover on the finance counter was **CIM** which gained 7.2% to close at Rs10.70 on a total volume of 662.6k shares. The stock reached its new all-time high of Rs11.00 during Friday's session on thin volume before closing at Rs10.70. Both insurance stocks closed higher with **MUA** ending the week at Rs60.00 (+3.4%) and **MEI** closing at Rs97.50 (+0.5%). **Swan General** saw its share price closing downward at Rs333.00 (-2.1%).

On the commercial front, worst performer was **ENL Comm** dropping by 7.1% to close at Rs12.35 while **Vivo** (+1.1%), **Innodis** (+0.5%) and **IBL Ltd** (+0.4%) were all gainers. Construction stock **Gamma** ended the week at Rs34.50 (+7.8%) confirming its recent upwards trend. Only losers was **MCFI** Rs18.75 (-4.1%). Other movers were: **PBL** (+1.3%), **Moroil** (+1.0%) and **UBP** (+0.4%).

The investment desk boast top gainer for the week in **Rogers**. The latter rallied 10.4% to close the week at Rs35.00 (VWAP: Rs33.14) on a total exchange of 69.7k. Conglomerate **Ciel Limited** inched up by 0.8% and closed at Rs7.24. **ENL Land (O)** shed off 1.6% to end at Rs41.00, while its preference shares **ENL Land (P)** inched up at Rs50.00 (+0.1%). Other gainers were: **MDIT** (+2.6%), **PAD** (+0.8%) and **Terra** (+0.4%). Other losers were: **Fincorp** (-2.4%), **BMH** (-1.4%), **Caudan** (-0.9%), **Policy** (-0.8%), **Alteo** (-0.7%) and **NIT** (-0.2%).

National lottery stock **Lottotech** was second top gainer closing at Rs7.94 (+9.7%) (VWAP: Rs7.46). Hotel stocks were on the upside with **NMH (O)** increased to Rs26.10 (+6.1%) along with its preference share **NMH (P)** gaining 1.2% to close at Rs12.50. **Sun** closed at Rs48.85 (+0.3%). Property developer **BlueLife** closed at Rs2.22 (-5.9%). National carrier **Air Mauritius** closed at Rs14.55 (-1.7%). Real estate stock **GRIT** increased to USD1.41 (+0.7%).

On the debt Board, 12.1k of **MCBG notes** were traded and closed at Rs1,045.26. Other exchanged notes during the week included **Evaco Floating Rate Notes**, **CBVL Class A bonds** (-0.4%) and **Sun Limited Notes FRNEUR4Y**.

DEM

The **DEMEX** ended the week at 231.66 points (+0.57%) on a **turnover** of Rs5.23m with **Bee Equity**, **LMLC (O)**, **SIT Land Options** & **TPL (P)** making 54.0% of TMT. **Bee Equity** was the top performer on the market, rallying a significant 29.2% to close at Rs40.00 on weekly total of 39.1k shares exchanged (VWAP: Rs35.92). Second best performer was **RHT** which climbed to Rs38.00 (+13.4%), albeit on merely 800 shares. Other movers included: **LFL (O)** (+5.1%), **EUDCOS** (+4.2%), **UNSE** (+3.5%), **APL** (+3.3%), **LMLC (O)** (+3.0%), **PHIN** (+2.9%) and **Novus** (+1.9%). **SIT Land Options** inched to Rs16,350 on total of 25 options exchanged. Losers on the counter were: **Forge Tardieu** (-5.1%), **TPL (P)** (-5.0%), **Medine** (-1.5%), **MASC** (-1.2%), **ENL (P)** (-0.9%) and **Ascencia (Class A)** (-0.3%).

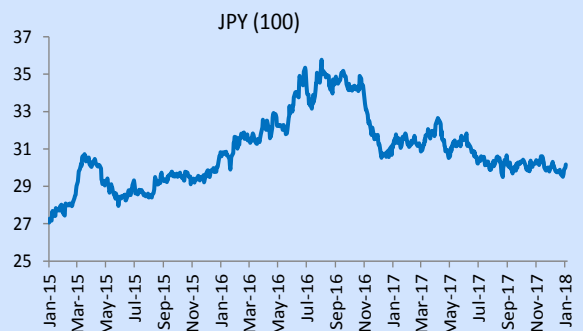
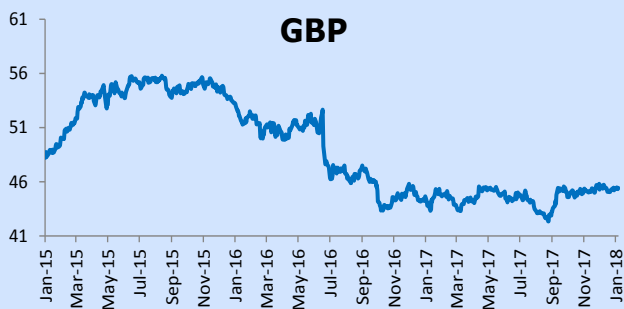
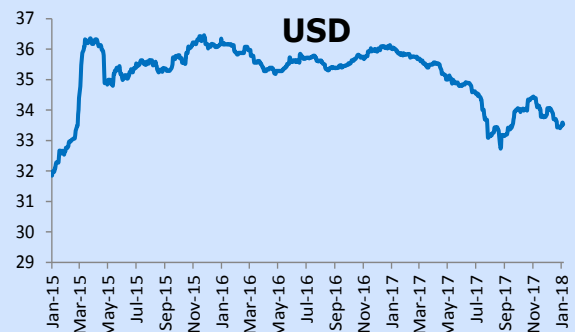
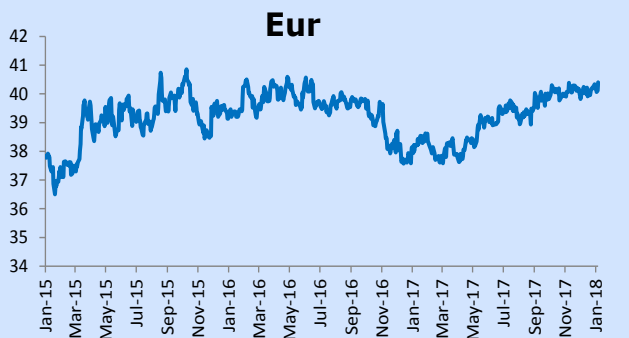
Dividend Announcements

Security	Security Code	Entitlements	Final / Interim	Last	Ex - Date	Registered Date	Date	Financial Year
				Cum -Date			Payable	
The Mauritius Development Investment Trust Ltd	MDIT.N0000	Re 0.11	Interim	2-Feb-18	5-Feb-18	7-Feb-18	27-Mar-18	30-Jun-18
Innodis Ltd	HWF.N0000	Re 0.85	Interim	14-Feb-18	15-Feb-18	20-Feb-18	9-Mar-18	30-Jun-18
Omnicare Ltd	MTMD.N0000	Rs 2.00	Final	6-Mar-18	7-Mar-18	9-Mar-18	27-Mar-18	31-Dec-17

Security	Security Code	Entitlements	Final / Interim	Last	Ex - Date	Registered Date	Date	Financial Year
				Cum -Date			Payable	
Novus Properties Ltd	NOV.I0000	Re 0.25	Interim	12-Jan-18	15-Jan-18	17-Jan-18	31-Jan-18	30-Jun-18

Mauritius Exchange Rate Index

Forex



DEM Stocks	Year-end	Last Traded Price		Change for	Change since	Volume	Value	Shares in	Market	Weighted	EPS hist	DPS hist	PER hist	Yield hist	Latest NAV	ROE
		05/01/2018	12/01/2018	the week (%)	31.12.17 (%)	traded	traded	issue (m)	Cap (Rs m)	Market Cap	(Rs)	(Rs)	(x)	(%)	(Rs)	(%)
Banks, Insurance & Other Finance																
ABC BANKING CORPORATION	30-Jun	26.40	26.40	0.0	0.0	7,700	203,280	76.27	2,013.6	3.79%	2.73	0.64	9.7	2.4	17.57	15.54
SWAN LIFE	31-Dec	1,290.00	1,290.00	0.0	0.0	11	14,410	2.63	3,395.6	6.39%	69.51	46.00	18.6	3.6	-	-
Commerce																
ABC MOTORS	30-Jun	110.00	110.00	0.0	0.0	-	-	6.18	679.3	1.28%	16.60	2.50	6.6	2.3	111.23	14.92
ASSOCIATED COMMERCIAL	30-Jun	150.00	150.00	0.0	0.0	-	-	1.14	171.4	0.32%	45.66	4.00	3.3	2.7	305.72	14.94
CHEMCO	31-Dec	19.10	19.10	0.0	0.0	9	172	6.21	118.6	0.22%	2.49	1.00	7.7	5.2	16.83	14.80
CIE IMMOBILIERE	31-Dec	549.00	549.00	0.0	0.0	-	-	0.27	146.3	0.28%	45.00	23.00	12.2	4.2	1,111.78	4.05
Industry																
BYCHEMEX	31-Dec	4.42	4.42	0.0	0.0	3,002	13,268	5.00	22.1	0.04%	0.02	0.16	221.0	3.6	6.27	0.32
FORGES TARDIEU	31-Dec	132.00	125.25	(5.1)	(5.1)	141	17,926	1.92	240.5	0.45%	-	7.50	-	-	172.29	-
LES GAZ INDUSTRIELS	30-Jun	63.75	63.75	0.0	0.0	-	-	2.61	166.5	0.31%	3.24	2.70	19.7	4.2	92.65	3.50
LIVESTOCK FEED (O)	30-Jun	39.00	41.00	5.1	5.1	7,025	283,975	31.50	1,291.5	2.43%	3.23	1.20	12.7	2.9	46.55	6.94
LIVESTOCK FEED (P)	30-Jun	25.50	25.50	0.0	0.0	25	638	-	-	0.00%	-	1.20	-	4.7	-	-
LES MOULINS DE LA CONCORDE (O)	30-Jun	215.00	221.50	3.0	3.0	3,000	659,550	5.40	1,196.1	2.25%	10.97	8.00	20.2	3.6	274.23	4.00
LES MOULINS DE LA CONCORDE (P)	30-Jun	335.00	335.00	0.0	0.0	-	-	-	-	0.00%	-	20.00	-	6.0	-	-
MAURITIUS COSMETICS	31-Dec	35.00	35.00	0.0	0.0	-	-	10.00	350.0	0.66%	10.39	0.50	3.4	1.4	117.58	8.84
MARGARINE INDUSTRIES	31-Dec	923.00	923.00	0.0	0.0	-	-	0.30	277.1	0.52%	30.91	20.00	29.9	2.2	659.25	4.69
MAURITIUS SECONDARY INDUSTRIES	30-Jun	29.70	29.70	0.0	0.0	600	17,820	0.80	23.8	0.04%	4.47	1.00	6.6	3.4	73.31	6.10
PAPER CONVERTING	31-Dec	27.00	27.00	0.0	0.0	-	-	3.60	97.2	0.18%	2.52	0.50	10.7	1.9	88.20	2.86
QUALITY BEVERAGE	31-Dec	15.45	15.45	0.0	0.0	-	-	22.36	345.5	0.65%	1.70	0.70	9.1	4.5	14.32	-
SOAP & ALLIED INDUSTRIES	31-Dec	22.75	22.75	0.0	0.0	-	-	4.50	102.3	0.19%	3.71	0.50	6.1	2.2	52.01	7.13
Investments																
ASCENCIA Ltd (Class A Shares)	30-Sep	15.65	15.60	(0.3)	(0.3)	8,000	124,900	432.77	6,751.2	12.71%	2.03	0.50	7.7	3.2	14.11	14.39
Ascencia Ltd (Preference Shares)	30-Jun	18.70	18.80	-	-	16,813	315,263	-	-	-	-	0.79	-	-	-	-
ENL LTD (P)	30-Jun	29.25	29.00	(0.9)	(0.9)	9,700	281,300	-	-	0.00%	2.18	0.69	13.3	2.4	80.38	-
EUDCOS	30-Jun	20.15	21.00	4.2	4.2	10,700	221,400	121.45	2,550.5	4.80%	1.21	0.90	17.4	4.3	15.15	7.99
THE BEE EQUITY PARTNERS	30-Jun	30.95	40.00	29.2	36.8	39,059	1,403,136	8.82	352.8	0.66%	5.04	-	7.9	-	57.71	26.12
PHOENIX INVESTMENT	30-Jun	305.00	313.75	2.9	2.9	945	296,044	5.69	1,783.8	3.36%	21.15	8.72	14.8	2.8	191.06	11.07
RHT HOLDING LTD	30-Jun	33.50	38.00	13.4	16.9	800	26,200	12.16	462.2	0.87%	3.06	1.15	12.4	3.0	59.25	-
UNITED INVESTMENT	30-Jun	10.00	10.00	0.0	0.0	2	20	204.09	2,040.9	3.84%	-	-	-	-	11.59	-
Leisure & Hotels																
CONSTANCE HOTELS SERVICES	31-Dec	32.05	32.05	0.0	0.0	2,500	80,125	109.65	3,514.4	6.62%	-	0.25	-	0.8	41.98	-
MORNING LIGHT	31-Dec	41.20	41.20	0.0	0.0	-	-	45.96	1,893.6	3.57%	-	-	-	-	21.84	-
SOUTHERN CROSS TOURIST HOTEL	31-Dec	4.61	4.61	0.0	0.0	20,700	95,432	125.64	579.2	1.09%	0.08	-	57.6	-	3.19	-
TROPICAL PARADISE (O)	30-Jun	6.10	6.10	0.0	0.0	10	61	142.50	869.3	1.64%	0.21	0.07	29.0	1.1	10.80	-
TROPICAL PARADISE (P)	30-Jun	309.00	293.50	(5.0)	(5.0)	1,200	352,200	-	-	0.00%	-	16.00	-	5.5	-	-
Others																
COVIFRA	31-Oct	22.15	22.15	0.0	0.0	-	-	56.61	1,253.9	2.36%	0.82	4.70	27.0	-	18.88	-
CIEL TEXTILE LTD	30-Jun	49.00	49.00	0.0	0.0	-	-	101.81	4,988.6	9.39%	4.51	3.00	10.9	6.1	43.62	10.34
HOTELEST	31-Dec	30.75	30.75	0.0	0.0	-	-	55.92	1,719.6	3.24%	-	0.21	-	0.7	41.96	-
MEDICAL & SURGICAL CENTRE	30-Jun	3.22	3.18	(1.2)	(0.6)	2,000	6,380	569.94	1,812.4	3.41%	-	0.03	-	0.9	1.21	-
MFD Group Ltd	31-Dec	10.60	10.60	0.0	0.0	-	-	150.00	1,590.0	2.99%	0.82	0.20	12.9	1.9	7.91	10.37
SIT LAND HOLDINGS OPT	30-Jun	16,300.00	16,350.00	0.3	(9.2)	25	409,600	-	-	-	-	-	-	-	-	-
Property Development																
ATTITUDE PROPERTY		12.20	12.60	3.3	3.3	4,600	57,805	160.02	2,016.22	3.8%	0.66	0.65	19.1	5.2	10.42	6.33
NOVUS PROPERTIES	31-Mar	8.50	8.66	1.9	1.9	200	1,732	-	-	-	0.48	0.38	18.0	4.4	9.62	4.99
Sugar																
CONSTANCE LA GAJETE	31-Dec	121.00	121.00	0.0	0.0	43	5,203	4.80	580.8	1.1%	7.98	4.50	15.2	3.7	103.68	-
MEDINE LTD	30-Jun	68.00	67.00	(1.5)	0.0	3,145	211,541	105.00	7,035.0	13.25%	0.73	2.10	91.8	3.1	150.39	-
UNION SUGAR ESTATE	31-Dec	25.60	26.50	3.5	3.5	5,000	132,500	18.90	500.9	0.94%	0.22	-	120.45	-	94.12	-
Transport																
UNITED BUS SERVICE	30-Jun	33.50	33.50	0.0	0.0	-	-	4.97	166.5	0.31%	10.08	1.00	3.3	3.0	42.25	23.86
Total (Equities)						146,955	5,231,880		53,099							
Total (Debentures)																
Total (Equities & Debentures)						146,955	5,231,879.95									

Debentures	Nominal Value	Last Traded Price		Volume	Value Traded	YTM on last	Accrued	Issue	Maturity
	(Rs)	05/01/2018	12/01/2018	Traded	(Rs)	traded price (%)	Interest (Rs)	Date	Date
OFFICIAL MARKET									
Structured Products									
MCB Structured Solutions Ltd - Crescendo Global Security USD70 Notes (USD)	100.00	112.00	112.00	-	-	-	-	6-May-16	6-May-21
MCB Structured Solutions Ltd - Crescendo Global Security MUR170 Notes	1,000.00	1,150.00	1,150.00	-	-	-	-	6-May-16	6-May-21
MCB Structured Solutions Ltd - Crescendo Global Security MUR100 Notes	1,000.00	1,150.00	1,150.00	-	-	-	-	6-May-16	6-May-21
Debentures									
Compagnie de Beau Vallon Limitée - Class A Bonds	1,000.00	981.76	977.12	900	879,408	5.25	9.45	27-Oct-15	27-Oct-20
Compagnie de Beau Vallon Limitée - Class B Bonds	1,000.00	997.68	997.68	-	-	5.19	10.48	27-Oct-15	27-Oct-20
Commercial Investment Property Fund Ltd - Senior Tranche	100,000.00	101,144.91	101,144.91	-	-	5.84	165.75	12-Jan-17	12-Jan-27
Commercial Investment Property Fund Ltd - Junior Tranche	1,000.00	1,000.03	1,000.03	-	-	6.50	1.96	12-Jan-17	12-Jan-27
Evaco Ltd - Floating Rate Notes - INTRO - 01.07.16	1,000.00	1,029.61	1,048.83	1,400	1,468,362	5.56	4.63	17-Jun-16	16-Jun-21
IBL Ltd - Series 2 - Fixed Rate Notes - 5 Years - Intro 05.10.17	1,000,000.00	1,028,295.33	1,028,295.33	-	-	4.34	17,127.07	8-Sep-17	8-Sep-22
IBL Ltd - Series 3 - Floating Rate Notes - 5 Years - Intro 05.10.17	1,000,000.00	1,010,673.97	1,010,673.97	-	-	4.00	14,558.01	8-Sep-17	8-Sep-22
IBL Ltd - Series 4 - Fixed Rate Notes - 7 Years - Intro 05.10.17	1,000,000.00	1,039,384.30	1,039,384.30	-	-	4.81	18,839.78	8-Sep-17	8-Sep-24
IBL Ltd - Series 5 - Floating Rate Notes - 7 Years - Intro 05.10.17	1,000,000.00	1,025,612.77	1,025,612.77	-	-	4.31	16,270.72	8-Sep-17	8-Sep-24
MCB GROUP - NOTES	1,000.00	1,037.52	1,045.26	12,100	12,596,386	4.09	8.37	8-Aug-13	8-Aug-23
MAURITIUS UNION ASSURANCE - NOTES	10,000.00	10,146.73	10,146.73	-	-	5.09	158.30	24-Sep-14	24-Sep-24
New Mauritius Hotels Ltd - Notes -Tranche FLRNMUR7Y - Intro 20.11.17	1,000.00	1,065.00	1,065.00	-	-	3.84	7.52	15-Nov-17	15-Nov-22
New Mauritius Hotels Ltd - Notes -Tranche FRNMUR5Y -Intro 20.11.17	1,000.00	1,059.10	1,059.10	-	-	4.41	8.28	15-Nov-17	15-Nov-22
New Mauritius Hotels Ltd - Notes -Tranche FLRNMUR5Y -Intro 20.11.17	1,000.00	1,004.39	1,004.39	-	-	4.25	6.67	15-Nov-17	15-Nov-24
New Mauritius Hotels Ltd - Notes -Tranche FRNMUR5Y - Intro 20.11.17	1,000.00	1,033.43	1,033.43	-	-	4.00	7.29	15-Nov-17	15-Nov-24
New Mauritius Hotels Ltd - Notes -Tranche FRNEUR4Y - Intro 20.11.17	1,000.00	1,063.00	1,063.00	-	-	1.72	5.14	15-Nov-17	15-Nov-21
NMH - FLOATING RATE TRANCHE A NOTES - (MUR)	1,000.00	1,000.00	1,000.00	-	-	5.75	24.51	15-Jul-15	15-Jul-18
NMH - FLOATING RATE TRANCHE B NOTES - (MUR)	1,000.00	1,005.02	1,005.02	-	-	5.00	26.96	15-Jul-15	15-Jul-19
Northfields International School Ltd - (secured 7.75% fixed Rate) - 21.06.17	1,000.00	1,000.61	1,000.61	-	-	7.72	28.03	1-Sep-16	31-Aug-21
Omnican Ltd - Series 1 - Floating Rate Secured Notes	10,000.00	9,996.78	9,996.78	-	-	4.81	56.55	8-Jun-16	8-Jun-19
Omnican Ltd - Series 2 - Floating Rate Secured Notes	10,000.00	10,043.00	10,043.00	-	-	5.09	61.81	8-Jun-16	8-Jun-21
Omnican Ltd - Series 3 - Fixed Rate Secured Notes	10,000.00	10,333.41	10,333.41	-	-	5.25	82.85	8-Jun-16	8-Jun-21
Omnican Ltd - Series 4 - Fixed Rate Secured Notes	10,000.00	10,625.31	10,625.31	-	-	5.66	89.42	8-Jun-16	8-Jun-23
SBM HOLDINGS LTD - CLASS A 1 SERIES BOND (MUR)	10,000.00	10,052.46	10,052.46	-	-	4.75	161.67	10-Mar-14	10-Mar-24
SBM HOLDINGS LTD - CLASS B 1 SERIES BOND (USD)	1,000.00	990.48	990.48	-	-	3.28	3.38	30-May-14	30-May-21
Sun Limited - Notes -Tranche FRNMUR5Y	1,000.00	1,045.12	1,045.12	-	-	4.75	11.01	4-Nov-16	4-Nov-21
Sun Limited - Notes -Tranche FLRNMUR5Y	1,000.00	1,025.33	1,025.33	-	-	4.09	8.81	4-Nov-16	4-Nov-21
Sun Limited - Notes -Tranche FRNMUR7Y	1,000.00	1,052.00	1,052.00	-	-	5.47	11.93	4-Nov-16	4-Nov-23
Sun Limited - Notes -Tranche FLRNMUR7Y	1,000.00	1,055.95	1,055.95	-	-	4.69	9.55	4-Nov-16	4-Nov-23
Sun Limited - Notes -Tranche FRNEUR4Y	1,000.00	1,041.25	1,030.72	50	2,069,480	2.97	8.33	4-Nov-16	4-Nov-20
Sun Limited - Notes -Tranche FLRNEUR4Y	1,000.00	1,041.85	1,041.85	-	-	2.50	7.40	4-Nov-16	4-Nov-20
UNITED BASALT PRODUCTS - BOND	100.00	100.41	100.41	-	-	4.22	0.13	31-Oct-13	31-Oct-18
DEM									
ABC Motors Company - Notes	25,000.00	26,003.26	26,003.26	-	-	2.28	1,434.25	28-Jan-16	27-Jan-19
ASCENCIA - BONDS	12.00	12.83	12.83	-	-	4.88	0.39	8-Dec-15	30-Jun-25
United Investments Ltd - Bond	100.00	102.65	102.65	-	-	4.50	2.70	1-Feb-16	31-Jan-20