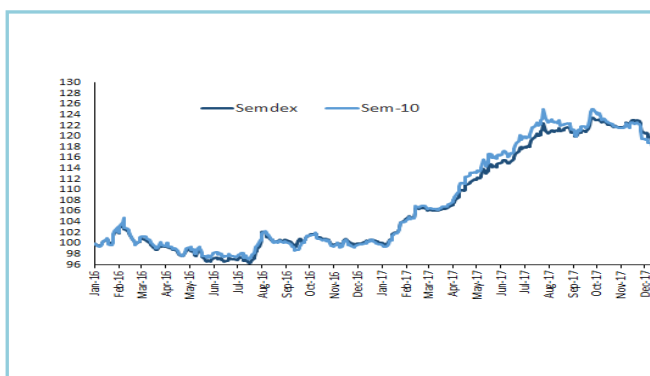


Market Highlights

INDICES	LATEST	W-O-W % CHANGE	YTD % CHANGE
LOCAL (Friday's closing)			
SEM- ASI	2,214.16	+1.36	19.52
SEMDEX	2,192.68	+1.72	21.25
SEM-VWAP	2,217.28	+1.46	19.65
SEM-10	420.36	+2.5	21.83
DEMEX	229.03	+0.42	12.6
REGIONAL (Thursday's closing)			
FTSE/JSE (SOUTH AFRICA)	58,771.79	1.6	16.8
NGSE (NIGERIA)	38,350.64	1.1	43.7
NSEASI (KENYA)	169.99	(2.4)	29.3
BGSMDC (BOTSWANA)	8,882.81	0.1	(5.3)
GGSECI (GHANA)	2,556.72	0.9	53.9
INTERNATIONAL (Thursday's closing)			
DOW JONES	24,726.65	0.6	24.7
CAC 40	5,385.97	0.5	11.1
SENSEX	33,756.28	1.5	28.0
DAX	13,109.74	0.3	14.2
NIKKEI	22,866.10	0.8	19.4
FTSE 100	7,603.98	2.1	7.0

	%
GDP GROWTH at basic prices (2017F) by Statistics Mauritius	3.7
UNEMPLOYMENT RATE (2017 est.)	7.2
CPI HEADLINE INFLATION (end-Nov 2017)	3.5
BUDGET DEFICIT (% of GDP) – Jul 2015/Jun 2016	3.5
REPO RATE (29 th November 2017)	3.5
91 DAY T-BILLS	2.48
182 DAY T-BILLS	2.59
364 DAY T-BILLS	2.73
3-YEAR GOVT. of MTIUS TREASURY NOTES	2.94
5-YEAR GOVT BONDS	3.52
10-YEAR GOVT BONDS	4.47
15-YEAR GOVT BONDS	5.98
20-YEAR GOVT BONDS	5.55

FOREX	LATEST	W-O-W % CHANGE	YTD % CHANGE
MUR/US\$	33.70	-1.0	-6.5
MUR/GBP	45.08	-1.4	1.9
MUR/INR	0.53	-0.9	-0.9
MUR/JPY	29.80	-1.7	-3.3
MUR/ZAR	2.65	5.0	0.0
MUR/EURO	39.92	-0.4	5.2



Highlights

- **Banks:** MCBG (3.8%); SBMH (2.4%)
- **Hotels:** NMH (1.0%); LUX Island Resorts (9.8%); Sun Resorts (-0.6%)
- **News:** Gamma, MCBG floating note, Bayport
- **Financials:** NMH - FY2017

Research Desk

Email: securities.research@swanforlife.com

Swan Securities Ltd

Swan Centre
15 Independence Street
Port Louis, Mauritius

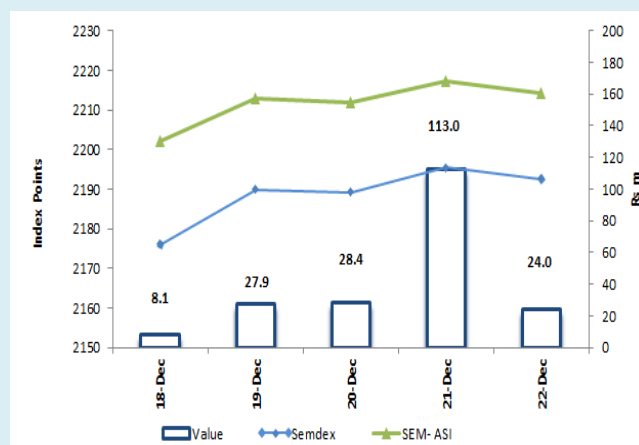
T (230) 208 7010
F (230) 212 9867
W swanforlife.com

BRN C06007932

This document may not be reproduced, copied, distributed for any purpose without the prior consent of Swan Securities Ltd. The information and opinions contained in this document have been prepared or verified as far as possible by Swan Securities Ltd from sources believed to be reliable and in good faith, but no representation or warranty express or implied is made as to their accuracy, completeness or correctness. The information contained in this document is published for the assistance of recipients but is not to be relied upon as being authoritative or taken as a substitute for the exercise of judgments by any recipient. Swan Securities Ltd accepts no liability whatsoever for any direct or consequential loss arising from any use of this document and its contents.

	Wk/ending 15.12.2017	Wk/ending 22.12.2017
SECTORAL INDICES		
BANKING INDEX	3,312.96	3407.3
HOTEL INDEX	339.52	350.01
FOREIGN TRANSACTIONS (Rsm)		
TOTAL FOREIGN PURCHASES	189.37	68.83
TOTAL FOREIGN SALES	251.31	63.21
NET FOREIGN INFLOW/(OUTFLOW)	-61.94	5.61
MARKET CAPITALISATION (Rsbn)		
OFFICIAL (Semdex) & DEM	312.63	317.19
OFFICIAL (SEM- ASI) & DEM	401.00	406.63
DIVIDEND YIELD (%)		
OFFICIAL MARKET *	3.02	3.02
PER(x)		
OFFICIAL MARKET *	12.23	12.23

(*) DY and PER are based on total number of issued shares of SEM- ASI companies.



News

Gamma – The sale of the HSBC Centre, office building, situated at Ebene to VTCH Group III (Mauritius) Ltd, was agreed at a consideration of MUR 633,750,000 + VAT. This disposal of HSBC Centre by Burford (wholly owned subsidiary company of Gamma) was a divestment opportunity for Gamma to realise value out of a mature asset.

MCBG Floating Rate Senior Unsecured Notes - The Listing Executive Committee of the SEM has given its approval to the listing of Rs2 Billion Floating Rate Senior Unsecured Notes of MCBG by way of an Offer for Subscription on the Official Market of the SEM. On the first day of trading, scheduled for 23 January 2018, MCBG will make available for trading a minimum of 10 Notes at an indicate price of MUR 1,000 per Note

BlueLife Ltd – Rights Issue - The Listing Executive Committee of the SEM has given its approval to the listing of 229,599,782 new ordinary shares of BlueLife Limited by way of a Rights Issue on the Official Market at a price of MUR 1.96 per share.

Bayport Management – On the 18th December 2017, shareholders have resolved the authority to buy back shares. In accordance with the Securities Rules 2008, the Company may repurchase up to a maximum of 88,684 of its Shares issued under its long term incentive plan at a price of USD 16.90 per Share. Indeed, this transaction happened on the 21st December 2017 on the Crossings Board. The shares bought back shall be held as Treasury Shares.

GreenBay Properties – Following completion of the election [to either (1) receive a scrip dividend by way of an issue of 1.55365 new Greenbay shares for every 100 Greenbay shares held on the record date, being Friday, 15 December 2017 at an issue price of EURO.1519 per share or (2) to receive a cash dividend of 0.236 EUR cents per share], the company announced that in respect of the scrip dividend, a total of 127 775 571 new Greenbay shares (out of a maximum of 144 833 996 new Greenbay shares) have been issued on market as listed shares on Wednesday, 20 December 2017 on the Main Board of the JSE and the Official Market of the SEM.

GRIT – Share Buy Back - On 24 Nov 2017, shareholders of the Company provided the Company with a general authority to repurchase up to 4.9% of the Company's issued share capital as at date. As per the Board resolution passed on 18 Dec 2017, the Board of Grit has now resolved to repurchase up to 1.75m shares in the Company, representing 0.84% of the total issued shares) within a period of 6 months from the date of the Board resolution and at a price which is maximum of 10% below the net asset value per share of the Company at the time of repurchase and not more than 5% above the weighted average of the market value of the shares for the five business days immediately preceding the date that the repurchase is effected on the SEM and / or the JSE Limited.

NMH – Conversion of Redeemable Convertible non-voting preference shares into Ordinary shares –The Conversion Factor has been determined in accordance with the Prospectus dated 30 April 2015 and each Preference Share is convertible into 0.5129 Ordinary Share of the Company credited as fully paid. The holders of Preference Shares may exercise their right to convert all or any of their Preference Shares between 31 January 2018 and 2 March 2018. Shareholders having converted their Preference Shares will be issued their new ordinary shares with effect on 13 March 2018.

CIEL Multicurrency Note Programme – Third Notes Issue – shareholders authorised the issuance of such number of notes under its MUR 4bn Multicurrency Note Programme. The Company has decided to proceed with a private placement of secured notes, for an aggregate nominal amount not exceeding MUR 1.27bn. Under its communiqué dated 31 July 2017, the Company notified that it had raised MUR 1.154bn (the "Second Notes Issue") as short-term financing under the Note Programme for its recently completed investments, namely (i) the partial buyout of the minority shareholders of CIEL Textile Limited and (ii) subscribing to Sun Limited rights issue. The Third Notes Issue will be utilised by the Company to refinance and extinguish the liabilities created under the Second Notes Issue. Post completion of the Third Notes Issue, the maximum amount of notes outstanding under the Note Programme will be of MUR 2.27bn.

Accounts

NMH – FY2017 - The Group's turnover for the year ended September 30, 2017 was in line with last year in spite of the weakness of the EURO and GBP, the decrease in revenue from property sales in Marrakech, the closure of Canonnier Beachcomber for four months and of Sainte Ann e Resort in Seychelles for the last month of the financial year. Normalised EBITDA increased by 25% and EBITDA by 51%. The Group's Profit before tax increased to Rs 160M compared to a loss of Rs 758M last year. After accounting for a tax charge of Rs 127M (mostly deferred tax), the Group posted a PAT of Rs 33M.

Official Market

This end of week saw the **SEMDEX** closing at 2,192.68 points (+1.72%), while the **SEM-10** closed at 420.36 points (+2.5%). Turnover for the week amounted to Rs201.4m, geared towards **Bayport**, **CIEL** and **MCBG** which altogether made up 65.6% of TMT. Foreigners were net buyers to the amount of Rs68.3m with **CIEL** and **MCBG** witnessing the majority of purchases.

MCBG recouped major part of its drop following recent foreign sales to close the week at Rs270.00 (+3.8%) on a total volume of 116.5k shares of which 43.9k were foreign purchases and 5.9k were foreign sales. Banking peer **SBMH** increased to Rs7.60 (+2.4%) on a total volume of 2.1m shares of which 25.0k were foreign purchases and 180.0k were foreign sales. **MEI** increased to Rs98.00 (+3.2%) and **CIM** continued its downward trend to close at Rs9.90 (-1.0%).

On the commercial counter, **IBL** gained 1.0% to close at Rs45.50 whereas **Innodis** closed downward at Rs42.50 (-0.2%). Major mover on the industrial desk includes **PBL** which moved up to Rs550.00 (+2.0%). Construction stock **Gamma** inched down by 1.1% to close at Rs31.35. Other movers include: **Moroil** (-1.4%) and **UBP** (+1.3%).

On the investment counter, both **BMH** and **CIEL** gained 2.3% to close at Rs35.50 and Rs7.16 respectively. The latter witnessed a volume of 7.0m shares exchanged for the week of which a significant volume of 6.2m were foreign purchases. Worst performer was **Terra**, shedding 1.8% to close at Rs28.00. Other movers are: **Policy** (+2.0%), **NIT** (+1.0%), **Rogers** (-0.3%) and **ENL Land (O)** (-0.5%).

Top gainer for the week was **LUX**, increasing by 9.8% following **IBL** acquisition of **LUX** shares i from **MCB** and **MCB Equity Fund Ltd** to close at Rs67.00. On the other hand, **Sun** dropped to Rs48.70 (-0.6%). **Lottotech** gained 4.4% to close at Rs7.52. Real estate stock **GRIT** moved up by 4.4% to close at USD1.41. Other movers include: **NMH** (+1.0%), **NMH (P)** (+0.4%) and **BlueLife** (+0.4%)

On the debt board, 66 notes of **MCBG** were exchanged.

DEM

Turnover for the week amounted to Rs27.6m geared mostly towards **Medine Ltd** on a weekly volume of 227.5K shares traded as main revenue driver that made up 55.2% of TMT. The latter grew by 1.5% to Rs67.00 on a total volume of 227.5k shares. Other revenue drivers were **Novus properties** closing at Rs8.50 (Unchnng) on 200.0 k shares , **Ascencia (A)** which settled lower at Rs15.60 (-0.3%) and **COVIFRA** which rose to Rs22.15 (+0.2%). **Attitude property** closed higher at Rs 12.45 (+3.7%). Other movers worth mentioning are **SIT LAND HOLDINGS OPT** closing at Rs15,000 (+35.1%) on 26 options exchanged and **RHT** climbing up to Rs32.0 (+30.6%). The worst performer of the week was **Bee Equity** losing 16.2% to conclude the week at Rs 28.50 with 10.1k as weekly traded shares. As for the indices, the **Demex** closed slightly higher at 229.03 points (+0.42%).

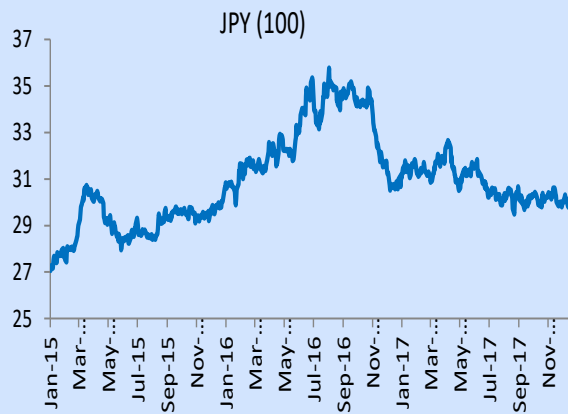
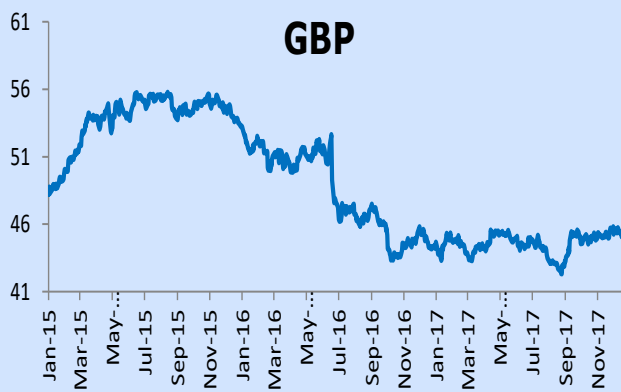
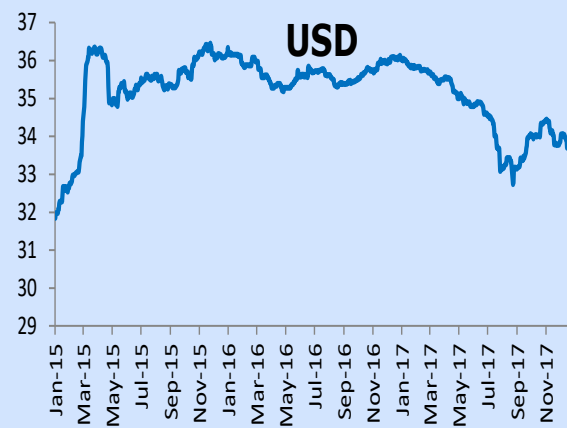
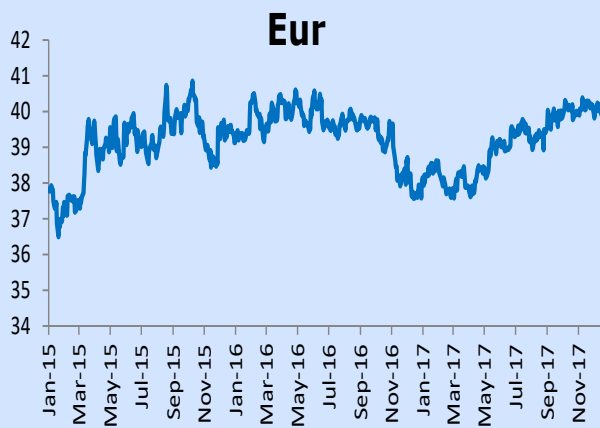
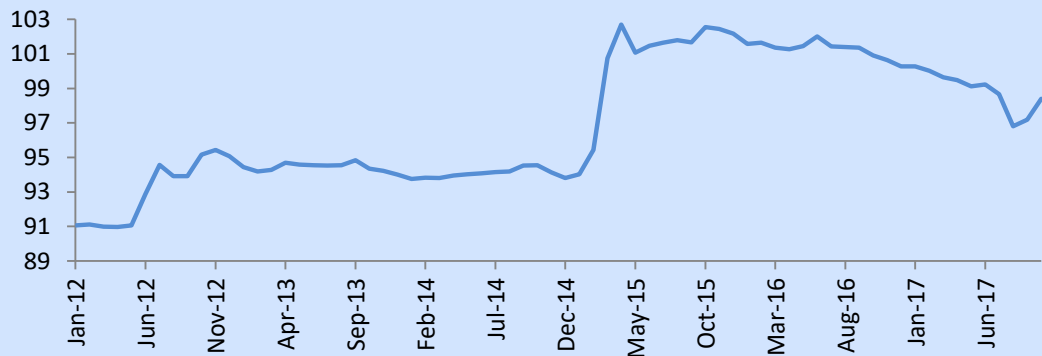
Dividend Announcements

Security	Security Code	Entitlements	Final / Interim	Last Cum -Date	Ex - Date	Registered Date	Date Payable	Financial Year
Bychemex Limited	BYCH.I0000	Re 0.16	Final	20-Dec-17	21-Dec-17	26-Dec-17	16-Jan-18	31-Dec-17
Chemco Limited	CHEM.I0000	Re 1.00	Final	20-Dec-17	21-Dec-17	26-Dec-17	16-Jan-18	31-Dec-17
Ciel Textile Ltd	FKL.I0000	Rs 1.25	Interim	26-Dec-17	27-Dec-17	29-Dec-17	12-Jan-18	30-Jun-18
Soap & Allied Industries Ltd	SAIL.I0000	Re 0.50	Final	27-Dec-17	28-Dec-17	3-Jan-18	17-Jan-18	31-Dec-17

Security	Security Code	Entitlements	Final / Interim	Last Cum -Date	Ex - Date	Registered Date	Date Payable	Financial Year
Ciel Textile Ltd	FKL.I0000	Rs 1.25	Interim	26-Dec-17	27-Dec-17	29-Dec-17	12-Jan-18	30-Jun-18
Soap & Allied Industries Ltd	SAIL.I0000	Re 0.50	Final	27-Dec-17	28-Dec-17	3-Jan-18	17-Jan-18	31-Dec-17
Ascencia Ltd (Class A Shares)	ASCE.I0000	Re 0.30	Interim	3-Jan-18	4-Jan-18	8-Jan-18	29-Jan-18	30-Jun-18
Swan Life Ltd	ANGM.I0000	Rs 46.00	Final	4-Jan-18	5-Jan-18	9-Jan-18	22-Jan-18	31-Dec-17
Excelsior United Development Companies Ltd	EUDC.I0000	Re 0.40	Interim	5-Jan-18	8-Jan-18	10-Jan-18	15-Feb-18	30-Jun-18
Medine Ltd	MSE.I0000	Rs 1.20	Interim	5-Jan-18	8-Jan-18	10-Jan-18	15-Feb-18	30-Jun-18
Constance Hotels Services Ltd	CHSL.I0000	Re 0.25	Final	9-Jan-18	10-Jan-18	12-Jan-18	6-Feb-18	31-Dec-17
Hotelest Ltd	HTLS.I0000	Re 0.21	Final	9-Jan-18	10-Jan-18	12-Jan-18	8-Feb-18	31-Dec-17

Mauritius Exchange Rate Index

Forex



5

DEM Stocks	Year-end	Last Traded Price		Change for	Change since	Volume	Value	Shares in	Market	Weighted	EPS hist	DPS hist	PER hist	Yield hist	Latest NAV	ROE
		15/12/2017	22/12/2017	the week (%)	31.12.16 (%)	traded	traded	issue (m)	Cap (Rs m)	Market Cap	(Rs)	(Rs)	(x)	(%)	(Rs)	(%)
Banks, Insurance & Other Finance																
ABC BANKING CORPORATION	30-Jun	26.40	26.40	0.0	(4.0)	4,600	121,440	76.27	2,013.6	3.84%	2.73	0.64	9.7	2.4	17.57	15.54
SWAN LIFE	31-Dec	1,290.00	1,290.00	0.0	12.2	20	27,400	2.63	3,395.6	6.47%	69.51	46.00	18.6	3.6	-	-
Commerce																
ABC MOTORS	30-Jun	96.00	96.00	0.0	15.3	-	-	6.18	592.9	1.13%	16.60	2.50	5.8	2.6	111.23	14.92
ASSOCIATED COMMERCIAL	30-Jun	150.00	150.00	0.0	8.3	-	-	1.14	171.4	0.33%	45.66	4.00	3.3	2.7	305.72	14.94
CHEMCO	31-Dec	20.10	21.10	5.0	21.3	5,600	114,060	6.21	131.0	0.25%	2.49	1.10	8.5	5.2	16.83	14.80
CIE IMMOBILIERE	31-Dec	549.00	549.00	0.0	23.6	-	-	0.27	146.3	0.28%	45.00	21.00	12.2	3.8	1,111.78	4.05
Industry																
BYCHEMEX	31-Dec	4.05	4.05	0.0	(1.2)	4,100	16,565	5.00	20.3	0.04%	0.02	0.08	202.5	2.0	6.27	0.32
FORGES TARDIEU	31-Dec	132.00	132.00	0.0	(11.4)	-	-	1.92	253.4	0.48%	-	7.50	-	-	172.29	-
LES GAZ INDUSTRIELS	30-Jun	63.75	63.75	0.0	5.4	-	-	2.61	166.5	0.32%	3.24	2.70	19.7	4.2	92.65	3.50
LIVESTOCK FEED (O)	30-Jun	35.80	36.10	0.8	26.7	12,000	433,200	31.50	1,137.2	2.17%	3.23	1.20	11.2	3.3	46.55	6.94
LIVESTOCK FEED (P)	30-Jun	25.50	25.50	0.0	5.8	-	-	-	-	0.00%	-	1.20	-	4.7	-	-
LES MOULINS DE LA CONCORDE (O)	30-Jun	215.00	215.00	0.0	5.4	205	44,075	5.40	1,161.0	2.21%	10.97	8.00	19.6	3.7	274.23	4.00
LES MOULINS DE LA CONCORDE (P)	30-Jun	335.00	335.00	0.0	(4.3)	-	-	-	-	0.00%	-	20.00	-	6.0	-	-
MAURITIUS COSMETICS	31-Dec	35.00	35.00	0.0	40.0	-	-	10.00	350.0	0.67%	10.39	0.50	3.4	1.4	117.58	8.84
MARGARINE INDUSTRIES	31-Dec	923.00	923.00	0.0	0.0	-	-	0.30	277.1	0.53%	30.91	20.00	29.9	2.2	659.25	4.69
MAURITIUS SECONDARY INDUSTRIES	30-Jun	29.70	29.70	0.0	(3.1)	42	1,247	0.80	23.8	0.05%	4.47	1.00	6.6	3.4	73.31	6.10
PAPER CONVERTING	31-Dec	27.00	27.00	0.0	8.0	-	-	3.60	97.2	0.19%	2.52	0.50	10.7	1.9	88.20	2.86
QUALITY BEVERAGE	31-Dec	15.45	15.45	0.0	93.1	-	-	22.36	345.5	0.66%	1.70	0.70	9.1	4.5	14.32	-
SOAP & ALLIED INDUSTRIES	31-Dec	22.75	22.75	0.0	23.0	-	-	4.50	102.3	0.19%	3.71	1.00	6.1	4.4	52.01	7.13
Investments																
ASCENCIA Ltd (Class A Shares)	30-Sep	15.65	15.60	(0.3)	27.9	80,455	1,258,638	432.77	6,751.2	12.86%	2.03	0.50	7.7	3.2	14.11	14.39
Ascencia Ltd (Preference Shares)	30-Jun	18.70	19.00	-	-	27,850	530,150	-	-	-	-	0.79	-	-	-	-
ENL LTD (P)	30-Jun	28.00	28.00	0.0	20.4	16,900	473,200	-	-	0.00%	2.18	0.69	12.8	2.5	80.38	-
EUDCOS	30-Jun	19.25	20.15	4.7	25.9	10,092	202,517	121.45	2,447.3	4.66%	1.21	0.90	16.7	4.5	15.15	7.99
THE BEE EQUITY PARTNERS	30-Jun	34.00	28.50	(16.2)	82.7	10,091	284,998	8.82	251.4	0.48%	5.04	-	5.7	-	57.71	26.12
PHOENIX INVESTMENT	30-Jun	300.00	305.00	1.7	16.3	1,484	452,620	5.69	1,734.0	3.30%	21.15	8.72	14.4	2.9	191.06	11.07
RHT HOLDING LTD	30-Jun	24.50	32.00	30.6	26.7	3,199	79,976	12.16	389.2	0.74%	3.06	1.15	10.5	3.6	59.25	-
UNITED INVESTMENT	30-Jun	9.72	10.00	2.9	(2.0)	11,158	110,028	204.09	2,040.9	3.89%	-	-	-	-	11.59	-
Leisure & Hotels																
CONSTANCE HOTELS SERVICES	31-Dec	32.05	32.05	0.0	(3.9)	21,900	701,895	109.65	3,514.4	6.69%	-	0.65	-	2.0	41.98	-
MORNING LIGHT	31-Dec	41.20	41.20	0.0	0.0	-	-	45.96	1,893.6	3.61%	-	-	-	-	21.84	-
SOUTHERN CROSS TOURIST HOTEL	31-Dec	4.61	4.61	0.0	(4.0)	-	-	125.64	579.2	1.10%	0.08	-	57.6	-	3.19	-
TROPICAL PARADISE (O)	30-Jun	6.20	6.20	0.0	0.0	-	-	142.50	883.5	1.68%	0.21	0.07	29.5	1.1	10.80	-
TROPICAL PARADISE (P)	30-Jun	309.00	309.00	0.0	3.0	-	-	-	-	0.00%	-	16.00	-	5.2	-	-
Others																
COVIRA	31-Oct	22.10	22.15	0.2	289.2	55,000	1,218,250	56.61	1,253.9	2.39%	0.82	4.70	27.0	-	18.88	-
CIEL TEXTILE LTD	30-Jun	49.00	49.00	0.0	15.3	-	-	101.81	4,988.6	9.50%	4.51	3.00	10.9	6.1	43.62	10.34
HOTELEST	31-Dec	30.75	30.75	0.0	(0.8)	-	-	55.92	1,719.6	3.28%	-	0.61	-	2.0	41.96	-
MEDICAL & SURGICAL CENTRE	30-Jun	3.12	3.20	2.6	23.1	500	1,600	569.94	1,823.8	3.47%	-	0.03	-	0.9	1.21	-
MFD Group Ltd	31-Dec	10.60	10.60	0.0	7.7	98,100	1,039,860	150.00	1,590.0	3.03%	0.82	0.20	12.9	1.9	7.91	10.37
SIT LAND HOLDINGS OPT	30-Jun	11,100.00	15,000.00	35.1	27.1	26	366,215	-	-	-	-	-	-	-	-	-
Property Development																
ATTITUDE PROPERTY		12.00	12.45	3.7	24.5	91,900	1,144,155	160.02	1,992.21	3.8%	0.66	0.65	18.9	5.2	10.42	6.33
NOVUS PROPERTIES	31-Mar	8.50	8.50	0.0	(7.6)	200,000	1,700,000	-	-	-	0.48	0.38	17.7	4.5	9.62	4.99
Sugar																
CONSTANCE LA GALETTE	31-Dec	121.00	121.00	0.0	20.4	-	-	4.80	580.8	1.1%	7.98	4.50	15.2	3.7	103.68	-
MEDINE LTD	30-Jun	66.00	67.00	1.5	5.5	227,501	15,242,567	105.00	7,035.0	13.40%	0.73	2.10	91.8	3.1	150.39	-
UNION SUGAR ESTATE	31-Dec	25.00	25.15	0.6	(11.8)	-	-	18.90	475.3	0.91%	0.22	-	114.32	-	94.12	-
Transport																
UNITED BUS SERVICE	30-Jun	33.50	33.50	0.0	(7.8)	-	-	4.97	166.5	0.32%	10.08	1.00	3.3	3.0	42.25	23.86
Total (Equities)						882,723	25,564,656	52,495								
Total (Debentures)						20,100	2,063,265.00									
Total (Equities & Debentures)						902,823	27,627,920.54									

Debtentures	Nominal Value	Last Traded Price		Volume	Value Traded	YTM on last	Accrued	Issue	Maturity
	(Rs)	15/12/2017	22/12/2017	Traded	(Rs)	traded price (%)	Interest (Rs)	Date	Date
OFFICIAL MARKET									
Structured Products									
MCB Structured Solutions Ltd - Crescendo Global Security USD70 Notes (USD)	100.00	112.00	112.00	-	-	-	-	6-May-16	6-May-21
MCB Structured Solutions Ltd - Crescendo Global Security MUR170 Notes	1,000.00	1,150.00	1,150.00	-	-	-	-	6-May-16	6-May-21
MCB Structured Solutions Ltd - Crescendo Global Security MUR100 Notes	1,000.00	1,150.00	1,150.00	-	-	-	-	6-May-16	6-May-21
Debtentures									
Compagnie de Beau Vallon Limitée - Class A Bonds	1,000.00	981.76	981.76	-	-	5.25	6.81	27-Oct-15	27-Oct-20
Compagnie de Beau Vallon Limitée - Class B Bonds	1,000.00	997.68	997.68	-	-	5.19	7.55	27-Oct-15	27-Oct-20
Commercial Investment Property Fund Ltd - Senior Tranche	100,000.00	101,144.91	101,144.91	-	-	5.84	2,700.00	12-Jan-17	12-Jan-27
Commercial Investment Property Fund Ltd - Junior Tranche	1,000.00	1,000.03	1,000.03	-	-	6.50	14.42	12-Jan-17	12-Jan-27
Evaco Ltd - Floating Rate Notes - INTRO - 01.07.16	1,000.00	1,029.61	1,029.61	-	-	5.56	0.89	17-Jun-16	16-Jun-21
IBL Ltd - Series 2 - Fixed Rate Notes - 5 Years - Intro 05.10.17	1,000,000.00	1,028,295.33	1,028,295.33	-	-	4.34	14,226.52	8-Sep-17	8-Sep-22
IBL Ltd - Series 3 - Floating Rate Notes - 5 Years - Intro 05.10.17	1,000,000.00	1,010,673.97	1,010,673.97	-	-	4.00	12,092.54	8-Sep-17	8-Sep-22
IBL Ltd - Series 4 - Fixed Rate Notes - 7 Years - Intro 05.10.17	1,000,000.00	1,039,384.30	1,039,384.30	-	-	4.81	15,649.17	8-Sep-17	8-Sep-24
IBL Ltd - Series 5 - Floating Rate Notes - 7 Years - Intro 05.10.17	1,000,000.00	1,025,612.77	1,025,612.77	-	-	4.31	13,515.19	8-Sep-17	8-Sep-24
MCB GROUP - NOTES	1,000.00	1,037.78	1,037.68	66	68,487	4.09	5.58	8-Aug-13	8-Aug-23
MAURITIUS UNION ASSURANCE - NOTES	10,000.00	10,146.73	10,146.73	-	-	5.09	127.52	24-Sep-14	24-Sep-24
LUX - F/P CONVERTIBLE BONDS	10.00	10.00	10.00	-	-	4.12	0.40	31-Mar-11	31-Dec-17
New Mauritius Hotels Ltd - Notes -Tranche FLRNMUR7Y - Intro 20.11.17	1,000.00	1,065.00	1,065.00	-	-	3.84	4.70	15-Nov-17	15-Nov-22
New Mauritius Hotels Ltd - Notes -Tranche FRNMUR7Y -Intro 20.11.17	1,000.00	1,059.10	1,059.10	-	-	4.41	5.18	15-Nov-17	15-Nov-22
New Mauritius Hotels Ltd - Notes -Tranche FLRNMUR5Y -Intro 20.11.17	1,000.00	1,004.39	1,004.39	-	-	4.25	4.17	15-Nov-17	15-Nov-24
New Mauritius Hotels Ltd - Notes -Tranche FRNMUR5Y - Intro 20.11.17	1,000.00	1,033.43	1,033.43	-	-	4.00	4.55	15-Nov-17	15-Nov-24
New Mauritius Hotels Ltd - Notes -Tranche FRNEUR4Y - Intro 20.11.17	1,000.00	1,063.00	1,063.00	-	-	1.72	3.21	15-Nov-17	15-Nov-21
NMH - FLOATING RATE TRANCHE A NOTES - (MUR)	1,000.00	1,000.00	1,000.00	-	-	5.75	21.72	15-Jul-15	15-Jul-18
NMH - FLOATING RATE TRANCHE B NOTES - (MUR)	1,000.00	1,005.02	1,005.02	-	-	5.00	23.88	15-Jul-15	15-Jul-19
Northfields International School Ltd - (secured 7.75% fixed Rate) - 21.06.17	1,000.00	1,000.61	1,000.61	-	-	7.72	23.57	1-Sep-16	31-Aug-21
Omnican Ltd - Series 1 - Floating Rate Secured Notes	10,000.00	9,996.78	9,996.78	-	-	4.81	31.81	8-Jun-16	8-Jun-19
Omnican Ltd - Series 2 - Floating Rate Secured Notes	10,000.00	10,043.00	10,043.00	-	-	5.09	34.77	8-Jun-16	8-Jun-21
Omnican Ltd - Series 3 - Fixed Rate Secured Notes	10,000.00	10,333.41	10,333.41	-	-	5.25	46.60	8-Jun-16	8-Jun-21
Omnican Ltd - Series 4 - Fixed Rate Secured Notes	10,000.00	10,625.31	10,625.31	-	-	5.66	50.30	8-Jun-16	8-Jun-23
SBM HOLDINGS LTD - CLASS A 1 SERIES BOND (MUR)	10,000.00	10,052.78	10,052.78	-	-	4.75	134.72	10-Mar-14	10-Mar-24
SBM HOLDINGS LTD - CLASS B 1 SERIES BOND (USD)	1,000.00	990.48	990.48	-	-	3.28	1.69	30-May-14	30-May-21
Sun Limited - Notes -Tranche FRNMUR5Y	1,000.00	1,045.12	1,045.12	-	-	4.75	7.56	4-Nov-16	4-Nov-21
Sun Limited - Notes -Tranche FLRNMUR5Y	1,000.00	1,025.33	1,025.33	-	-	4.09	6.05	4-Nov-16	4-Nov-21
Sun Limited - Notes -Tranche FRNMUR7Y	1,000.00	1,052.00	1,052.00	-	-	5.47	8.19	4-Nov-16	4-Nov-23
Sun Limited - Notes -Tranche FLRNMUR7Y	1,000.00	1,055.95	1,055.95	-	-	4.69	6.55	4-Nov-16	4-Nov-23
Sun Limited - Notes -Tranche FRNEUR4Y	1,000.00	1,041.92	1,041.92	-	-	2.97	5.72	4-Nov-16	4-Nov-20
Sun Limited - Notes -Tranche FLRNEUR4Y	1,000.00	1,041.85	1,041.85	-	-	2.50	5.08	4-Nov-16	4-Nov-20
UNITED BASALT PRODUCTS - BOND	100.00	100.41	100.41	-	-	4.22	1.04	31-Oct-13	31-Oct-18
DEM									
ABC Motors Company - Notes	25,000.00	26,003.26	26,003.26	-	-	2.28	1,339.73	28-Jan-16	27-Jan-19
ASCENCIA - BONDS	12.00	12.83	12.83	-	-	4.88	0.34	8-Dec-15	30-Jun-25
United Investments Ltd - Bond	100.00	102.18	102.18	20,100	2,063,265	4.78	2.33	1-Feb-16	31-Jan-20