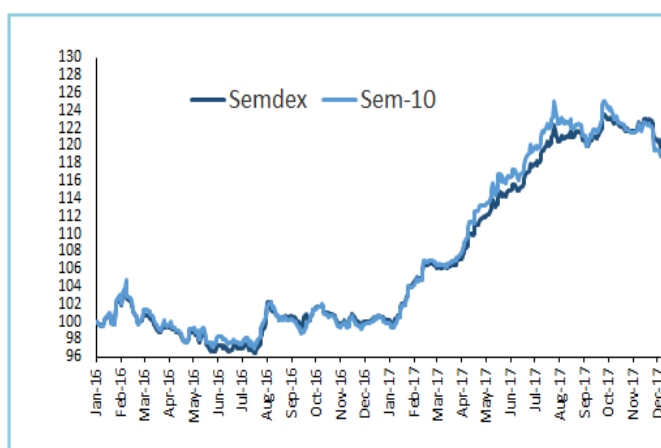


### Market Highlights

INDICES	LATEST	W-O-W % CHANGE	YTD % CHANGE
<b>LOCAL (Friday's closing)</b>			
SEM- ASI	2,166.96	(0.67)	16.97
SEMDEX	2,164.19	(0.78)	19.68
SEM-VWAP	2,171.51	(0.63)	17.18
SEM-10	410.53	(0.69)	18.98
DEMEX	227.02	+0.44	11.6
<b>REGIONAL (Thursday's closing)</b>			
FTSE/JSE (SOUTH AFRICA)	58,013.18	(2.9)	15.3
NGSE (NIGERIA)	39,534.14	4.8	48.1
NSEASI (KENYA)	175.08	1.4	33.2
BGSMDC (BOTSWANA)	8,888.81	(0.1)	(5.3)
GGSECI (GHANA)	2,508.53	(0.5)	51.0
<b>INTERNATIONAL (Thursday's closing)</b>			
DOW JONES	24,211.48	1.1	22.1
CAC 40	5,383.86	0.2	11.1
SENSEX	33,250.30	0.3	26.1
DAX	13,045.15	0.2	13.7
NIKKEI	22,811.08	0.4	19.1
FTSE 100	7,320.75	(0.1)	3.0

	%
GDP GROWTH at basic prices (2017F) by Statistics Mauritius	3.7
UNEMPLOYMENT RATE (2017 est.)	7.2
CPI HEADLINE INFLATION (end-Nov 2017)	3.5
BUDGET DEFICIT (% of GDP) – Jul 2015/Jun 2016	3.5
REPO RATE (29 <sup>th</sup> November 2017)	3.5
91 DAY T-BILLS	2.36
182 DAY T-BILLS	2.43
364 DAY T-BILLS	2.58
3-YEAR GOVT. of MTIUS TREASURY NOTES	2.94
5-YEAR GOVT BONDS	3.52
10-YEAR GOVT BONDS	4.47
15-YEAR GOVT BONDS	5.98
20-YEAR GOVT BONDS	5.55

FOREX	LATEST	W-O-W % CHANGE	YTD % CHANGE
MUR/US\$	33.86	0.3	-6.0
MUR/GBP	45.61	-0.2	3.1
MUR/INR	0.53	1.0	-0.9
MUR/JPY	29.81	-0.2	-3.3
MUR/ZAR	2.46	0.4	-7.0
MUR/EURO	39.83	-0.9	5.0



#### Highlights

- ▶ **Banks: MCBG (-0.8%); SBMH (-2.1%)**
- ▶ **Hotels: NMH (-3.0%); LUX Island Resorts (-2.0%); Sun Resorts (-0.1%)**
- ▶ **News: SBMH (new Group CEO); Inflation, Tourist Arrivals**

Research Desk

Email: [securities.research@swanforlife.com](mailto:securities.research@swanforlife.com)

Swan Securities Ltd

Swan Centre  
10 Intendance Street  
Port Louis, Mauritius

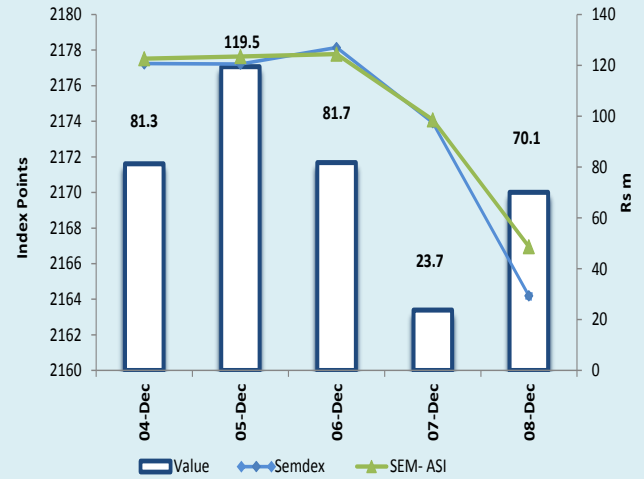
T (230) 208 7010  
F (230) 212 9867  
W swanforlife.com

BRN C06007932

This document may not be reproduced, copied, distributed for any purpose without the prior consent of Swan Securities Ltd. The information and opinions contained in this document have been completed or arrived at by Swan Securities Ltd from sources believed to be reliable and in good faith, but no representation or warranty express or implied is made as to their accuracy completeness or correctness. The information contained in this document is published for the assistance of recipients but is not to be relied upon as being authoritative or taken as substitution for the exercise of judgments by any recipient. Swan Securities Ltd accepts no liability whatsoever for any direct or consequential loss arising from any use of this document and its contents.

	Wk/ending 01.12.2017	Wk/ending 08.12.2017
<b>SECTORAL INDICES</b>		
BANKING INDEX	3,336.48	3,299.83
HOTEL INDEX	349.97	343.73
<b>FOREIGN TRANSACTIONS (Rsm)</b>		
TOTAL FOREIGN PURCHASES	72.64	93.13
TOTAL FOREIGN SALES	235.24	300.19
NET FOREIGN INFLOW/(OUTFLOW)	-162.60	-207.06
<b>MARKET CAPITALISATION (Rsbm)</b>		
OFFICIAL (Semdex) & DEM	315.28	313.45
OFFICIAL (SEM- ASI) & DEM	399.91	397.82
<b>DIVIDEND YIELD (%)</b>		
OFFICIAL MARKET *	2.65	2.66
<b>PER(x)</b>		
OFFICIAL MARKET *	13.82	13.74

(\* ) DY and PER are based on total number of issued shares of SEM- ASI companies.



## News

**SBMH (New Group CEO)** – the Board of Directors of the SBM Holdings Ltd (SBMH) is pleased to announce the appointment of Mr. Andrew Bainbridge as Group CEO of SBMH, subject to regulatory approvals and completion of formalities.

**Inflation** - The headline inflation rate for the twelve months ending November 2017 works out to 3.5%, compared to 0.9% for the twelve months ending November 2016. The year-on-year inflation rate for November 2017, as measured by the change in the CPI for November 2017 relative to November 2016, works out to 3.6%.

**Tourist Arrivals**- Total arrivals for the month of November grew by 4.9%, thereby leading to a Year-to-Date increase of 5.2% to **1,186,245** arrivals.

## Official Market

This end of week saw both **SEMDEX** and **SEM-10** closing lower at 2,164.19 points (-0.78%) and 410.53points (-0.69%) respectively. Turnover for the week amounted to Rs376.3m, geared mostly towards **MCBG** & **SBMH** which made up 72.86% of TMT. Foreigners were net sellers to the amount of Rs204.71m with **MCBG** witnessing the majority of foreign sales.

**MCBG** lost further steam to close the week lower at Rs258.00 (-0.8%) with 987.4k shares exchanged, out of which 941.4k were foreign sales and 280.9k were foreign purchases. Banking peer **SBMH** also closed on the downside at Rs7.40 (-2.1%) on a total of 2.4m shares traded, with foreign sales accounting for 482.0k shares and foreign purchases of 155.1k shares. Finance stock **CIM** lost 1.0% to Rs10.20. **MUA** shed off 3.3% to Rs58.00 on a weekly volume of 2.0k shares exchanged.

On the commercial counter, **IBL Ltd** and **Innodis** gained 1.2% and 0.8% to Rs45.05 and Rs42.60 on 117.5k shares and 8.9k shares respectively.

**MCFI** and **Moroil** grew by 2.4% and 0.2% to Rs19.55 and Rs28.90 respectively. On the other hand, **PBL** and **UBP** dropped to Rs539.00 and Rs118.00 on 649 shares and 39.2k shares respectively.

On the investment counter, **BMH** and **POLICY** rose by 0.9% to Rs34.90 and Rs7.08 respectively. NIT increased to Rs24.50 (+1.0%) on a total volume of 10.3k shares. Other movers were Alteo Rs29.95 (-0.5%), Ciel Ltd Rs7.16 (-0.6%), Fincorp Rs27.60 (-1.8%), MDIT Rs4.76 (-2.3%), PAD Rs125.50 (-0.4%), ENL Land (O) Rs41.90 (-0.8%) and Terra Rs28.50 (-5.0%).

National lottery stock **Lottotech** dropped further by 2.6% closing at Rs7.40 while ASL hiked by 9.1% to Rs72.00. All hotel stocks closed lower, with NMH closing at Rs24.25 (-3.0%). **LUX** and **SUN** declined by 2.0% and 0.1% to Rs62.25 and Rs48.95 respectively. On the other hand, NMH (P) increased by 1.3% to Rs12.15 on 112.1k shares exchanged.

On the debt board, 1.4k **MCBG Notes** and 3.6k of **NMH Floating rate Tranche B notes** were exchanged amongst others. **CIPF- Junior Tranche** saw a volume of 2.5k exchanged.

## DEM

The **DEMEX** closed slightly higher at 227.02 points (+0.44%) on a weekly turnover of Rs18.3m geared mostly towards **EUDCOS**, **Attitude Property** (APL) & **Tropical Paradise** (P) which altogether made up 68.8% of TMT. **EUDCOS** dropped to Rs19.25 (-3.8%) while **APL** saw some foreign exchanges to settle unchanged at Rs12.00 on total of 332.5k shares. Top gainer of the counter was **Bee Equity** which rallied to Rs34.00 (+29.3%) on a weekly volume of 14.8k shares. **Ascencia Class A** recouped 7.9% to finish at Rs15.65, **Bychemex** rose to Rs4.05 (+6.9%) and **Chemco** to Rs20.10 (+5.8%).

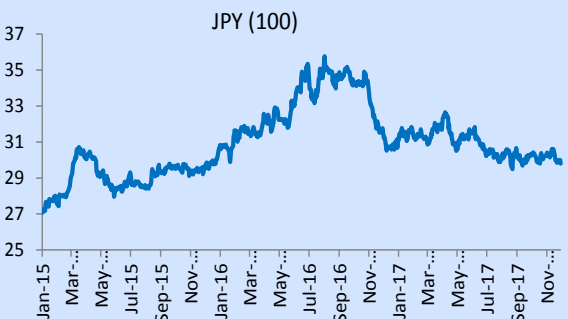
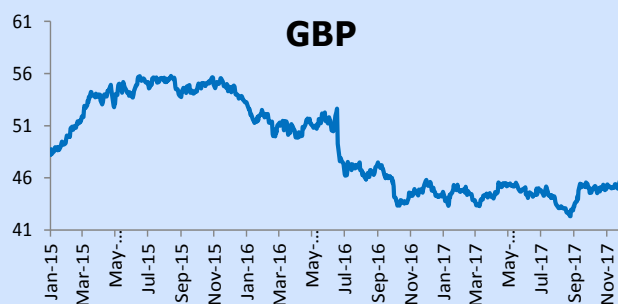
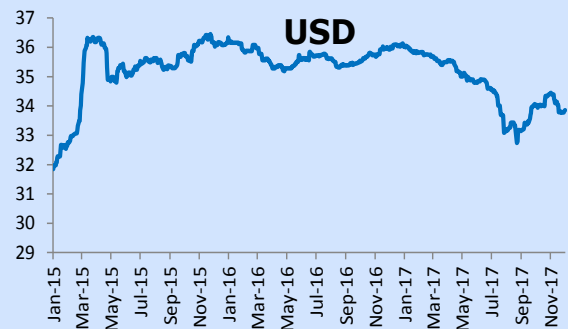
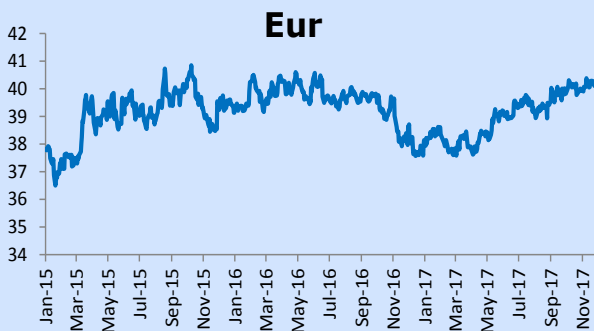
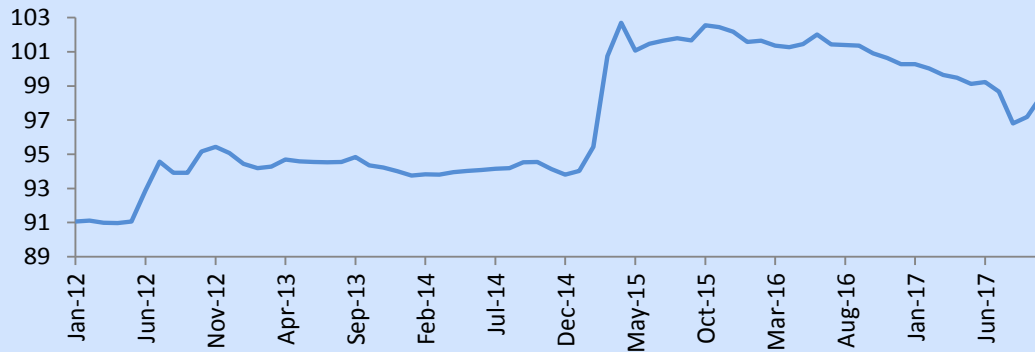
## Dividend Announcements

Security	Security Code	Entitlements	Final / Interim	Last	Ex - Date	Registered Date	Date	Financial Year
				Cum -Date			Payable	
Atlantic Leaf Properties Limited	ALPL.N0000	GBP 0.045	Interim	12-Dec-17	13-Dec-17	15-Dec-17	18-Dec-17	31-Aug-17
Greenbay Properties Ltd	GFP.N0000	EUR 0.0236	Final	12-Dec-17	13-Dec-17	15-Dec-17	20-Dec-17	30-Sep-17
Automatic Systems Ltd	ASL.N0000	Rs 4.00	Final	18-Dec-17	19-Dec-17	21-Dec-17	19-Dec-17	31-Dec-17
The Mauritius Chemical and Fertilizer Industry Limited	MCFL.N0000	Re 0.80	Final	20-Dec-17	21-Dec-17	26-Dec-17	16-Jan-18	31-Dec-17
Innodis Ltd	HWF.N0000	Re 0.85	Interim	14-Feb-18	15-Feb-18	20-Feb-18	9-Mar-18	30-Jun-18

Security	Security Code	Entitlements	Final / Interim	Last	Ex - Date	Registered Date	Date	Financial Year
				Cum -Date			Payable	
Constance La Gaiete Company Ltd	CSE.I0000	Rs 4.50	Final	11-Dec-17	12-Dec-17	14-Dec-17	28-Dec-17	31-Dec-17
Compagnie Immobilière Ltée	CIMO.I0000	Rs 23.00	Final	12-Dec-17	13-Dec-17	15-Dec-17	29-Dec-17	31-Dec-17
Margarine Industries Ltd	MIL.I0000	Rs 50.00	Final	14-Dec-17	15-Dec-17	19-Dec-17	27-Dec-17	31-Dec-17
Mauritius Cosmetics Ltd	MCOS.I0000	Re 0.50	Final	14-Dec-17	15-Dec-17	19-Dec-17	30-Jun-18	31-Dec-17
Paper Converting Company Ltd	PCCL.I0000	Re 0.50	Final	14-Dec-17	15-Dec-17	19-Dec-17	30-Jun-18	31-Dec-17
Quality Beverages Ltd	QBL.I0000	Re 0.80	Final	14-Dec-17	15-Dec-17	19-Dec-17	27-Dec-17	31-Dec-17
Bychemex Limited	BYCH.I0000	Re 0.16	Final	20-Dec-17	21-Dec-17	26-Dec-17	16-Jan-18	31-Dec-17
Chemco Limited	CHEM.I0000	Re 1.00	Final	20-Dec-17	21-Dec-17	26-Dec-17	16-Jan-18	31-Dec-17

## Mauritius Exchange Rate Index

### Forex





DEM Stocks	Year-end	Last Traded Price		Change for the week (%)	Change since 31.12.16 (%)	Volume traded	Value traded	Shares in issue (m)	Market Cap (Rs m)	Weighted Market Cap	EPS hist (Rs)	DPS hist (Rs)	PER hist (x)	Yield hist (%)	Latest NAV (Rs)	ROE (%)
		01/12/2017	08/12/2017													
<b>Banks, Insurance &amp; Other Finance</b>																
ABC BANKING CORPORATION	30-Jun	26.40	26.40	0.0	(4.0)	50,531	1,334,018	76.27	2,013.6	3.87%	2.73	0.64	9.7	2.4	17.57	15.54
SWAN LIFE	31-Dec	1,290.00	1,290.00	0.0	12.2	-	-	2.63	3,395.6	6.53%	69.51	46.00	18.6	3.6	-	-
<b>Commerce</b>																
ABC MOTORS	30-Jun	96.00	96.00	0.0	15.3	-	-	6.18	592.9	1.14%	16.60	2.50	5.8	2.6	111.23	14.92
ASSOCIATED COMMERCIAL	30-Jun	150.00	150.00	0.0	8.3	-	-	1.14	171.4	0.33%	45.66	4.00	3.3	2.7	305.72	14.94
CHEMCO	31-Dec	19.00	20.10	5.8	15.5	4,453	86,142	6.21	124.8	0.24%	2.49	1.10	8.1	5.5	16.83	14.80
CIE IMMOBILIERE	31-Dec	549.00	549.00	0.0	23.6	-	-	0.27	146.3	0.28%	45.00	21.00	12.2	3.8	1,111.78	4.05
<b>Industry</b>																
BYCHEMEX	31-Dec	3.79	4.05	6.9	(1.2)	10,370	41,002	5.00	20.3	0.04%	0.02	0.08	202.5	2.0	6.27	0.32
FORGES TARDIEU	31-Dec	132.00	132.00	0.0	(11.4)	-	-	1.92	253.4	0.49%	-	7.50	-	-	172.29	-
LES GAZ INDUSTRIELS	30-Jun	63.75	63.75	0.0	5.4	-	-	2.61	166.5	0.32%	3.24	2.70	19.7	4.2	92.65	3.50
LIVESTOCK FEED (O)	30-Jun	35.80	35.80	0.0	25.6	4,436	158,093	31.50	1,127.7	2.17%	3.23	1.20	11.1	3.4	46.55	6.94
LIVESTOCK FEED (P)	30-Jun	25.50	25.50	0.0	5.8	-	-	-	-	0.00%	-	1.20	-	4.7	-	-
LES MOULINS DE LA CONCORDE (O)	30-Jun	211.00	215.00	1.9	5.4	1,702	365,928	5.40	1,161.0	2.23%	10.97	8.00	19.6	3.7	274.23	4.00
LES MOULINS DE LA CONCORDE (P)	30-Jun	335.00	335.00	0.0	(4.3)	-	-	-	-	0.00%	-	20.00	-	6.0	-	-
MAURITIUS COSMETICS	31-Dec	35.00	35.00	0.0	40.0	-	-	10.00	350.0	0.67%	10.39	0.50	3.4	1.4	117.58	8.84
MARGARINE INDUSTRIES	31-Dec	923.00	923.00	0.0	0.0	-	-	0.30	277.1	0.53%	30.91	20.00	29.9	2.2	659.25	4.69
MAURITIUS SECONDARY INDUSTRIES	30-Jun	29.70	29.70	0.0	(3.1)	-	-	0.80	23.8	0.05%	4.47	1.00	6.6	3.4	73.31	6.10
PAPER CONVERTING	31-Dec	27.00	27.00	0.0	8.0	2,000	54,000	3.60	97.2	0.19%	2.52	0.50	10.7	1.9	88.20	2.86
QUALITY BEVERAGE	31-Dec	15.45	15.45	0.0	93.1	-	-	22.36	345.5	0.66%	1.70	0.70	9.1	4.5	14.32	-
SOAP & ALLIED INDUSTRIES	31-Dec	22.75	22.75	0.0	23.0	2,000	45,500	4.50	102.3	0.20%	3.71	1.00	6.1	4.4	52.01	7.13
<b>Investments</b>																
ASCENCIA Ltd (Class A Shares)	30-Sep	14.50	15.65	7.9	28.3	11,479	179,306	432.77	6,772.9	13.02%	2.03	0.50	7.7	3.2	14.11	14.39
Ascencia Ltd (Preference Shares)	30-Jun	18.70	18.70	-	-	4,405	82,375	-	-	-	-	0.79	-	-	-	-
ENL LTD (P)	30-Jun	28.70	28.00	(2.4)	20.4	12,900	362,410	-	-	0.00%	2.18	0.69	12.8	2.5	80.38	-
EUDCOS	30-Jun	20.00	19.25	(3.8)	20.3	250,695	5,015,980	121.45	2,338.0	4.49%	1.21	0.90	15.9	4.7	15.15	7.99
THE BEE EQUITY PARTNERS	30-Jun	26.30	34.00	29.3	117.9	14,800	419,125	8.82	299.9	0.58%	5.04	-	6.7	-	57.71	26.12
PHOENIX INVESTMENT	30-Jun	306.00	300.00	(2.0)	14.4	800	240,000	5.69	1,705.6	3.28%	21.15	8.72	14.2	2.9	191.06	11.07
RHT HOLDING LTD	30-Jun	24.00	24.50	2.1	(3.0)	400	9,800	12.16	298.0	0.57%	3.06	1.15	8.0	4.7	59.25	-
UNITED INVESTMENT	30-Jun	9.90	9.72	(1.8)	(4.7)	7,130	69,360	204.09	1,983.8	3.81%	-	-	-	-	11.59	-
<b>Leisure &amp; Hotels</b>																
CONSTANCE HOTELS SERVICES	31-Dec	32.05	32.05	0.0	(3.9)	6,600	211,530	109.65	3,514.4	6.75%	-	0.65	-	2.0	41.98	-
MORNING LIGHT	31-Dec	41.20	41.20	0.0	0.0	-	-	45.96	1,893.6	3.64%	-	-	-	-	21.84	-
SOUTHERN CROSS TOURIST HOTEL	31-Dec	4.61	4.61	0.0	(4.0)	-	-	125.64	579.2	1.11%	0.08	-	57.6	-	3.19	-
TROPICAL PARADISE (O)	30-Jun	6.20	6.20	0.0	0.0	-	-	142.50	883.5	1.70%	0.21	0.07	29.5	1.1	10.80	-
TROPICAL PARADISE (P)	30-Jun	309.00	309.00	0.0	3.0	11,562	3,572,658	-	-	0.00%	-	16.00	-	5.2	-	-
<b>Others</b>																
COVIFRA	31-Oct	22.10	22.10	0.0	268.3	4,100	90,610	56.61	1,251.1	2.40%	0.82	4.70	27.0	-	18.88	-
CIEL TEXTILE LTD	30-Jun	49.00	49.00	0.0	15.3	200	9,800	101.81	4,988.6	9.59%	4.51	3.00	10.9	6.1	43.62	10.34
HOTELEST	31-Dec	30.75	30.75	0.0	(0.8)	1,568	48,216	55.92	1,719.6	3.30%	-	0.61	-	2.0	41.96	-
MEDICAL & SURGICAL CENTRE	30-Jun	3.30	3.12	(5.5)	20.0	15,000	46,800	569.94	1,778.2	3.42%	-	0.03	-	1.0	1.21	-
MFD Group Ltd	31-Dec	10.60	10.60	0.0	7.7	28,346	300,461	150.00	1,590.0	3.06%	0.82	0.20	12.9	1.9	7.91	10.37
SIT LAND HOLDINGS OPT	30-Jun	11,100.00	11,100.00	0.0	(5.9)	5	56,100	-	-	-	-	-	-	-	-	-
<b>Property Development</b>																
ATTITUDE PROPERTY		12.00	12.00	0.0	20.0	332,500	3,990,000	160.02	1,920.21	3.7%	0.66	0.65	18.2	5.4	10.42	6.33
NOVUS PROPERTIES	31-Mar	8.50	8.50	0.0	(7.6)	50,000	425,000	-	-	-	0.48	0.38	17.7	4.5	9.62	4.99
<b>Sugar</b>																
CONSTANCE LA GALETTE	31-Dec	121.00	121.00	0.0	20.4	-	-	4.80	580.8	1.1%	7.98	4.50	15.2	3.7	103.68	-
MEDINE LTD	30-Jun	67.00	66.00	(1.5)	3.9	14,156	934,394	105.00	6,930.0	13.32%	0.73	2.10	90.4	3.2	150.39	-
UNION SUGAR ESTATE	31-Dec	25.00	25.00	0.0	(12.3)	-	-	18.90	472.5	0.91%	0.22	-	113.64	-	94.12	-
<b>Transport</b>																
UNITED BUS SERVICE	30-Jun	33.50	33.50	0.0	(7.8)	-	-	4.97	166.5	0.32%	10.08	1.00	3.3	3.0	42.25	23.86
<b>Total (Equities)</b>						<b>842,138</b>	<b>18,148,608</b>		<b>52,035</b>							
<b>Total (Debentures)</b>						<b>10,000</b>	<b>128,300.00</b>									
<b>Total (Equities &amp; Debentures)</b>						<b>852,138</b>	<b>18,276,908.00</b>									

Debentures	Nominal Value	Last Traded Price		Volume Traded	Value Traded (Rs)	YTM on last traded price (%)	Accrued Interest (Rs)	Issue Date	Maturity Date
	(Rs)	01/12/2017	08/12/2017						
<b>OFFICIAL MARKET</b>									
<b>Structured Products</b>									
MCB Structured Solutions Ltd - Crescendo Global Security USD70 Notes (USD)	100.00	112.00	112.00	-	-	-	-	6-May-16	6-May-21
MCB Structured Solutions Ltd - Crescendo Global Security MUR170 Notes	1,000.00	1,150.00	1,150.00	-	-	-	-	6-May-16	6-May-21
MCB Structured Solutions Ltd - Crescendo Global Security MUR100 Notes	1,000.00	1,150.00	1,150.00	-	-	-	-	6-May-16	6-May-21
<b>Debentures</b>									
Compagnie de Beau Vallon Limitée - Class A Bonds	1,000.00	981.76	981.76	-	-	5.25	5.92	27-Oct-15	27-Oct-20
Compagnie de Beau Vallon Limitée - Class B Bonds	1,000.00	997.68	997.68	-	-	5.19	6.57	27-Oct-15	27-Oct-20
Commercial Investment Property Fund Ltd - Senior Tranche	100,000.00	101,144.91	101,144.91	-	-	5.84	2,594.52	12-Jan-17	12-Jan-27
Commercial Investment Property Fund Ltd - Junior Tranche	1,000.00	1,000.03	1,000.03	2,500	2,500,075	6.50	13.18	12-Jan-17	12-Jan-27
Evaco Ltd - Floating Rate Notes - INTRO - 01.07.16	1,000.00	1,029.83	1,029.83	-	-	5.56	15.85	17-Jun-16	16-Jun-21
IBL Ltd - Series 2 - Fixed Rate Notes - 5 Years - Intro 05.10.17	1,000,000.00	1,028,295.33	1,028,295.33	-	-	4.34	13,259.67	8-Sep-17	8-Sep-22
IBL Ltd - Series 3 - Floating Rate Notes - 5 Years - Intro 05.10.17	1,000,000.00	1,010,673.97	1,010,673.97	-	-	4.00	11,270.72	8-Sep-17	8-Sep-22
IBL Ltd - Series 4 - Fixed Rate Notes - 7 Years - Intro 05.10.17	1,000,000.00	1,039,384.30	1,039,384.30	-	-	4.81	14,585.64	8-Sep-17	8-Sep-24
IBL Ltd - Series 5 - Floating Rate Notes - 7 Years - Intro 05.10.17	1,000,000.00	1,025,612.77	1,025,612.77	-	-	4.31	12,596.69	8-Sep-17	8-Sep-24
MCB GROUP - NOTES	1,000.00	1,038.03	1,037.98	1,400	1,453,172	4.09	4.65	8-Aug-13	8-Aug-23
MAURITIUS UNION ASSURANCE - NOTES	10,000.00	10,147.80	10,146.73	34	344,989	5.09	117.26	24-Sep-14	24-Sep-24
LUX - F/P CONVERTIBLE BONDS	10.00	10.00	10.00	-	-	4.12	0.36	31-Mar-11	31-Dec-17
New Mauritius Hotels Ltd - Notes -Tranche FLRNMUR7Y - Intro 20.11.17	1,000.00	1,065.00	1,065.00	-	-	3.84	3.76	15-Nov-17	15-Nov-22
New Mauritius Hotels Ltd - Notes -Tranche FRNMUR7Y -Intro 20.11.17	1,000.00	1,059.10	1,059.10	-	-	4.41	4.14	15-Nov-17	15-Nov-22
New Mauritius Hotels Ltd - Notes -Tranche FLRNMUR5Y -Intro 20.11.17	1,000.00	1,004.39	1,004.39	-	-	4.25	3.34	15-Nov-17	15-Nov-24
New Mauritius Hotels Ltd - Notes -Tranche FRNMUR5Y - Intro 20.11.17	1,000.00	1,033.43	1,033.43	-	-	4.00	3.64	15-Nov-17	15-Nov-24
New Mauritius Hotels Ltd - Notes -Tranche FRNEUR4Y - Intro 20.11.17	1,000.00	1,063.00	1,063.00	-	-	1.72	2.57	15-Nov-17	15-Nov-21
NMH - FLOATING RATE TRANCHE A NOTES - (MUR)	1,000.00	1,000.00	1,000.00	-	-	5.75	20.79	15-Jul-15	15-Jul-18
NMH - FLOATING RATE TRANCHE B NOTES - (MUR)	1,000.00	1,023.56	1,005.02	3,600	3,618,088	5.00	22.86	15-Jul-15	15-Jul-19
Northfields International School Ltd - (secured 7.75% fixed Rate) - 21.06.17	1,000.00	1,000.61	1,000.61	-	-	7.72	22.08	1-Sep-16	31-Aug-21
Omnican Ltd - Series 1 - Floating Rate Secured Notes	10,000.00	9,996.78	9,996.78	-	-	4.81	23.56	8-Jun-16	8-Jun-19
Omnican Ltd - Series 2 - Floating Rate Secured Notes	10,000.00	10,043.00	10,043.00	-	-	5.09	25.75	8-Jun-16	8-Jun-21
Omnican Ltd - Series 3 - Fixed Rate Secured Notes	10,000.00	10,333.41	10,333.41	-	-	5.25	34.52	8-Jun-16	8-Jun-21
Omnican Ltd - Series 4 - Fixed Rate Secured Notes	10,000.00	10,625.31	10,625.31	-	-	5.66	37.26	8-Jun-16	8-Jun-23
SBM HOLDINGS LTD - CLASS A 1 SERIES BOND (MUR)	10,000.00	10,053.22	10,052.78	40	402,111	4.75	125.29	10-Mar-14	10-Mar-24
SBM HOLDINGS LTD - CLASS B 1 SERIES BOND (USD)	1,000.00	990.48	990.48	-	-	3.28	1.10	30-May-14	30-May-21
Sun Limited - Notes -Tranche FRNMUR5Y	1,000.00	1,045.12	1,045.12	-	-	4.75	6.41	4-Nov-16	4-Nov-21
Sun Limited - Notes -Tranche FLRNMUR5Y	1,000.00	1,026.27	1,025.33	990	1,015,077	4.09	5.13	4-Nov-16	4-Nov-21
Sun Limited - Notes -Tranche FRNMUR7Y	1,000.00	1,052.00	1,052.00	-	-	5.47	6.95	4-Nov-16	4-Nov-23
Sun Limited - Notes -Tranche FLRNMUR7Y	1,000.00	1,055.95	1,055.95	-	-	4.69	5.56	4-Nov-16	4-Nov-23
Sun Limited - Notes -Tranche FRNEUR4Y	1,000.00	1,041.50	1,041.23	25	1,041,282	3.00	4.85	4-Nov-16	4-Nov-20
Sun Limited - Notes -Tranche FLRNEUR4Y	1,000.00	1,041.85	1,041.85	-	-	2.50	4.31	4-Nov-16	4-Nov-20
UNITED BASALT PRODUCTS - BOND	100.00	100.45	100.41	3,000	301,230	4.22	0.95	31-Oct-13	31-Oct-18
<b>DEM</b>									
ABC Motors Company - Notes	25,000.00	25,456.81	25,456.81	-	-	4.31	1,310.96	28-Jan-16	27-Jan-19
ASCENCIA - BONDS	12.00	12.83	12.83	10,000	128,300	4.88	0.33	8-Dec-15	30-Jun-25
United Investments Ltd - Bond	100.00	102.18	102.18	-	-	4.78	2.21	1-Feb-16	31-Jan-20