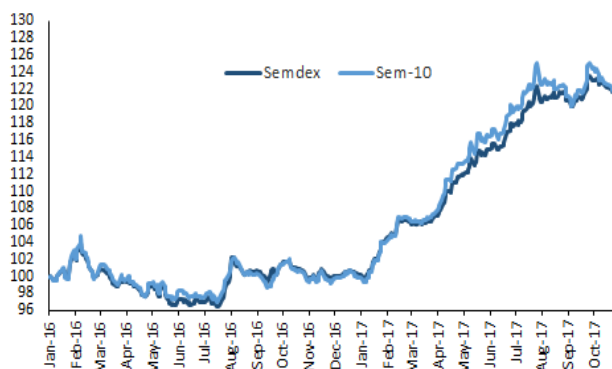


Market Highlights

INDICES	LATEST	W-O-W % CHANGE	YTD % CHANGE
LOCAL (Friday's closing)			
SEM- ASI	2,197.83	(0.17)	18.64
SEMDEX	2,202.70	(0.16)	21.81
SEM-VWAP	2,197.85	(0.38)	18.60
SEM-10	421.19	(0.51)	22.07
DEMEX	224.34	+0.27	10.3
REGIONAL (Thursday's closing)			
FTSE/JSE (SOUTH AFRICA)	58,576.29	1.2	16.4
NGSE (NIGERIA)	36,517.48	(0.3)	36.8
NSEASI (KENYA)	156.07	(0.4)	18.7
BGSMDC (BOTSWANA)	8,920.36	-	(4.9)
GGSECI (GHANA)	2,348.71	1.4	41.3
INTERNATIONAL (Thursday's closing)			
DOW JONES	23,329.46	0.7	17.6
CAC 40	5,455.40	1.6	12.5
SENSEX	33,147.13	1.7	25.7
DAX	13,133.28	1.1	14.5
NIKKEI	21,739.78	1.4	13.6
FTSE 100	7,486.50	(0.5)	5.4

	%
GDP GROWTH at basic prices (2017F) by Statistics Mauritius	3.7
UNEMPLOYMENT RATE (2017 est.)	7.2
CPI HEADLINE INFLATION (end-Sept 2017)	3.2
BUDGET DEFICIT (% of GDP) – Jul 2015/Jun 2016	3.5
REPO RATE (06 th Sept 2017)	3.5
91 DAY T-BILLS	1.70
182 DAY T-BILLS	1.82
364 DAY T-BILLS	1.91
3-YEAR GOVT. of MTIUS TREASURY NOTES	3.17
5-YEAR GOVT BONDS	3.52
10-YEAR GOVT BONDS	4.89
20-YEAR GOVT BONDS	5.55

FOREX	LATEST	W-O-W % CHANGE	YTD % CHANGE
MUR/US\$	34.19	0.6	-5.1
MUR/GBP	44.91	0.8	1.5
MUR/INR	0.53	0.0	-0.9
MUR/JPY	29.82	-0.9	-3.3
MUR/ZAR	2.39	-4.8	-9.6
MUR/EURO	39.78	-1.0	4.9



Highlights

- **Banks:** MCBG (Unch.); SBMH (-3.1%)
- **Hotels:** NMH (-1.5%); LUX Island Resorts (-0.4%); Sun Resorts (+0.6%)
- **Accounts:** LUX 1Q2018
- **News:** MCBG-COVIFRA, MCB-NPF, MCBG Notes, CIM, GRIT

Research Desk

Email: securities.research@swanforlife.com

Swan Securities Ltd

Swan Centre
10 Intendance Street
Port Louis, Mauritius

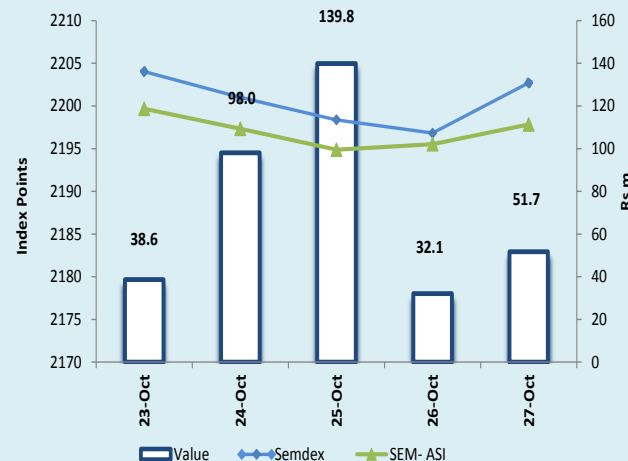
T (230) 208 7010
F (230) 212 9867
W swanforlife.com

BRN C06007932

This document may not be reproduced, copied, distributed for any purpose without the prior consent of Swan Securities Ltd. The information and opinions contained in this document have been completed or arrived at by Swan Securities Ltd from sources believed to be reliable and in good faith, but no representation or warranty express or implied is made as to their accuracy completeness or correctness. The information contained in this document is published for the assistance of recipients but is not to be relied upon as being authoritative or taken as substitution for the exercise of judgments by any recipient. Swan Securities Ltd accepts no liability whatsoever for any direct or consequential loss arising from any use of this document and its contents.

	Wk/ending 20.10.2017	Wk/ending 27.10.2017
SECTORAL INDICES		
BANKING INDEX	3,442.09	3,422.88
HOTEL INDEX	340.65	338.28
FOREIGN TRANSACTIONS (Rsm)		
TOTAL FOREIGN PURCHASES	66.83	69.59
TOTAL FOREIGN SALES	131.15	1230.66
NET FOREIGN INFLOW/(OUTFLOW)	-64.32	-1,161.08
MARKET CAPITALISATION (Rsbn)		
OFFICIAL (Semdex) & DEM	317.74	317.46
OFFICIAL (SEM- ASI) & DEM	402.57	402.11
DIVIDEND YIELD (%)		
OFFICIAL MARKET *	2.53	2.54
PER(x)		
OFFICIAL MARKET *	14.07	14.06

(*) DY and PER are based on total number of issued shares of SEM- ASI companies.



News

LUX Accounts 1Q2018 – Despite being in the low season, Group Revenue for the quarter increased to Rs1.063bn (+18.9%). LUX* Grand Gaube hotel was closed for renovation for the entire quarter whilst LUX* South Ari Atoll in the Maldives did not operate for the full months of July and August last year. Operating loss was lower than last year by Rs11 m from Rs36m to Rs25m. Net finance charges and closure costs went down by Rs12 m and Rs54m respectively. The loss for the quarter was lower by Rs76m from Rs206m to Rs130m. Consequently, EPS improved from a loss of Rs1.50 to a loss of Rs0.95.

MCBG-COVIFRA - MCBG, through its wholly-owned subsidiary MCB Real Asset Ltd (MCBRA), acquired the 84.4% (47,798,387 shares) stake of Club Med S.A.S in COVIFRA. The Transaction has been effected at a price of MUR 22.50 per share, after foreign exchange and completion adjustments. Since this price is on an ex-div basis, MCBRA and Club Med S.A.S have agreed that Club Med S.A.S shall retain the right to the dividend of MUR 4.70 per share declared by the Company on 25th October 2017. This transaction will trigger a mandatory offer under Rule 33(1)(c) of the securities (Takeover) Rules 2010. Accordingly, MCBRA will make an offer to acquire all the 8,811,613 shares of COVIFRA not already held by it. The price per share, determined in accordance with Rule 14(2) of the Takeover Rules, shall be MUR 22.50 per share. MCBG and MCBRA assures that they have sufficient financial resources to satisfy all acceptances received pursuant to the Mandatory Offer.

MCB-NPF Judgment - According to press articles, the Mauritius Commercial Bank was sentenced to a fine of Rs1, 850, 000 in the MCB-NPF case. MCB was prosecuted for money laundering following the misappropriation of Rs 881.6 million against the National Pensions Fund in 2003. The ICAC then opened an investigation and found MCB guilty for having failed in its internal control system. The Intermediate Court had already handed down a verdict of guilty against the Mauritius Commercial Bank for money laundering. Moreover, the verdict revealed that Robert Lesage, former Chief Manager of MCB, committed the fraud.

MCBG Notes - The Board informs that it has approved the issuance of unsecured notes for a maximum aggregate nominal amount of up to MUR 2,000,000,000. The proceeds of the Notes issue will be used by MCBG for financing the expansion of its non-banking activities.

CIM - Following local press article mentioning the application of a banking licence by CIM, the Board of Cim Financial Services Ltd advised that no decision has been made by its wholly owned subsidiary, Cim Finance Ltd, to apply for a banking licence.

GRIT -Informed its shareholders that the proposed Incentive Scheme has been approved by the Listing Executive Committee of the SEM on 25th October 2017, subject to receipt of the requisite shareholders' approval. In terms of the Incentive Scheme rules, over its duration, an aggregate maximum of 15,000,000 new Grit shares may be utilised for purposes of the Incentive Scheme. The purpose of the Incentive Scheme is to provide a long-term performance and retention incentive scheme which aligns the interests of participants with the Company's shareholders, by motivating them, through participation, to increase the long-term growth in shareholder returns.

Official Market

Indices finished the week lower with the **SEMDEX** settling at 2,202.70 points (-0.16%) and the **SEM-10** at 421.19 points (-0.51%). Weekly turnover amounted to Rs360.4m with the **banking duo**, **GreenBay Properties**, **ENL Land (O)** and **IBL** contributing most to TMT. **Foreigners** were yet again net sellers, to the tune of Rs79.7m, with **MCBG** witnessing majority of net sales.

MCBG closed unaltered at Rs275.00 on overall of 338.4k shares exchanged over the week, of which 30.9k were foreign purchases and 314.5k were foreign sales. Peer **SBMH**, weakened further, reaching an intra-week low of Rs7.44, closing at Rs7.48 (-3.1%). CIM saw its price shooting up to Rs9.56 (+3.7%) after press release today mentioning the application of a banking license, fact being denied in an official communiqué by the Group after trading hours.

IBL, on the commerce segment dropped slightly to Rs45.00 (-0.4%) on total of 338.2k shares. **Innodis** increased to Rs41.00 (+2.5%).

PBL reached new all-time high of Rs535.00 (+4.9%) on 16.2k shares, of which 11.1k were foreign purchases. **Turnover** drivers on the investment counter included: **ENL Land (O)** (-0.5%), followed by **PAD** (Unch.) and **Ciel** (-0.5%), amongst others.

Hotel stocks showed mitigated performances: **SUN** (+0.6%), **NMH (O)** (-1.5%), **NMH (P)** (-4.0%) and **LUX** (-0.4%). Leisure stock **ASL** increased to Rs67.00 (+2.3%) while **Lottotech** reversed its uptrend, and shed off 2.4% to Rs8.90.

Property developer **BlueLife** reached Rs2.30 (+3.6%) while **Air Mauritius** slid to Rs14.75 (-1.7%). **GreenBay Properties** witnessed a significant foreign exchange of 6.5m shares.

On the debt board, 72 of **IBL Series 5 Notes** and 9.6k of **Series 4 Notes** were exchanged. Moreover, 29.6k of **NMH- Floating Rate Tranche B Notes** traded to settle the week at Rs1,024.95.

DEM

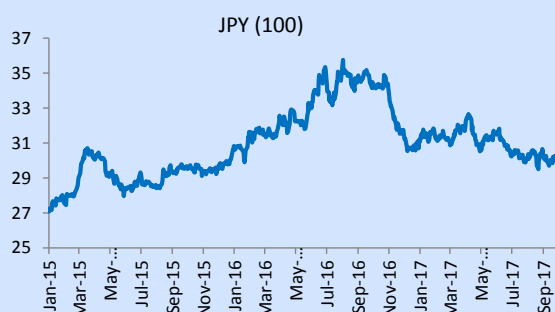
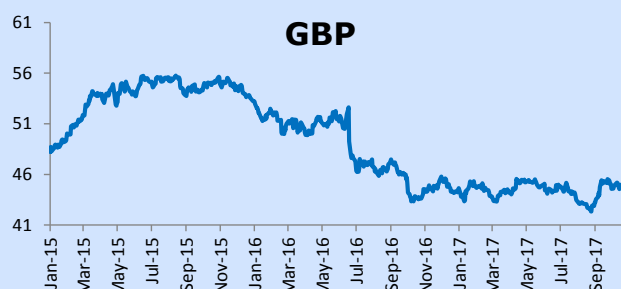
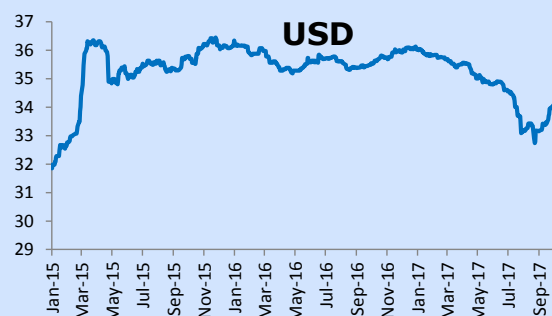
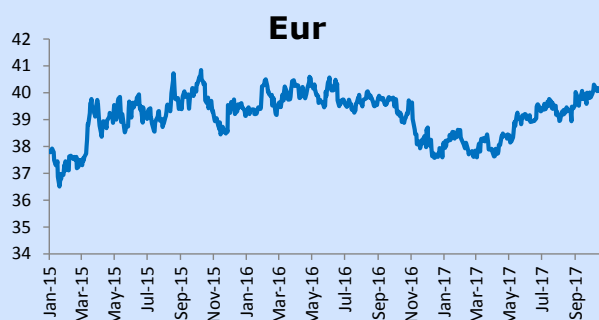
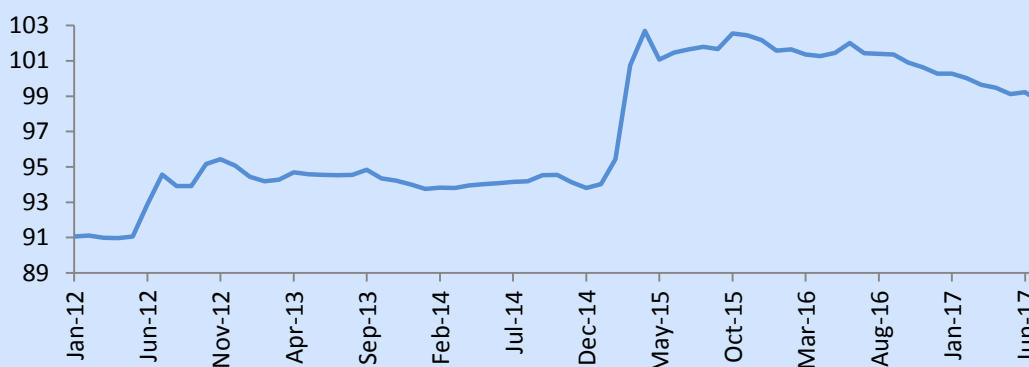
On the **DEM**, the **DEMEX** settled at 224.34 points (+0.27%) on a turnover of Rs 1.1bn geared towards the completed transaction with regard to the acquisition of the 84.4% (47,798,387 shares) stake of Club Med S.A.S in **COVIFRA** by MCBG, through its wholly-owned subsidiary MCB Real Asset Ltd (MCBRA). The transaction went through the Crossings Board at a price of Rs22.50 but closed even higher at Rs26.50 (+32.5%) at the end of the week. The transaction made up to 98.6% of weekly TMT. On the industrial desk, movers are **Paper Converting** (+3.8%), **Bychemex** (+3.1%), **QBL** (+2.1%) while only **LMLC** (O) declined by 1.4%. On the property development counter, **Novus** was top gainer closing at Rs8.50 (+6.0%) as for **Attitude Property**, it closed at Rs11.80 (-4.80%). **EUDCOS** closed lower by 1.3% on 36.4k shares exchanged. Other movers included: **Union Sugar Estate** (+5.1%), **Associated Commercial** (+0.8%), **Ciel Textile** (-1.4%) and **Tropical Paradise** (O) (-5.0%).

Dividend Announcements

Company	Financial Year	Amount	Last cum date	Payment date
MCB Group	30-Jun-17	Rs 5.00	10-Nov-17	15-Dec-17
ABC Motors	30-Jun-17	Re 1.00	8-Nov-17	15-Dec-17
COVIFRA	Special Dividend	Rs 4.70	13-Nov-17	17-Nov-17

Mauritius Exchange Rate Index

Forex



Official Market Stocks	Year-end	Last Traded Price		Change for the week(%)	Change since 31.12.16 (%)	Volume traded	Value traded	Shares in issue (m)	Market Cap (Rs m)	Weighted Market Cap	EPS hist (Rs)	DPS hist (Rs)	PER hist (x)	Yield hist (%)	Latest NAV (Rs)	ROE (%)
	20/10/2017	27/10/2017														
Banks, Insurance & Other Finance																
BRAMER BANKING	31-Dec	Suspended	Suspended	0.0	0.0	-	-	901.29	3,875.6	1.1%	-	-	-	-	-	-
CIM FINANCIAL SERVICES	30-Sep	9.22	9.56	3.7	32.4	192,261	1,786,431	680.52	6,505.8	1.9%	0.99	0.73	9.7	7.64	5.42	18.27
MCB Group	30-Jun	275.00	275.00	0.0	27.9	338,373	93,063,170	238.50	65,587.6	18.7%	28.10	9.25	9.8	3.4	192.66	14.59
MEI	30-Jun	92.00	92.00	0.0	12.9	6	551	8.00	736.0	0.2%	11.43	2.80	8.0	3.04	105.78	10.81
MUA	31-Dec	60.00	58.00	(3.3)	1.3	1,231	71,401	45.09	2,615.2	0.7%	3.52	2.50	16.5	4.3	51.30	6.86
SBM HOLDINGS	31-Dec	7.72	7.48	(3.1)	12.7	2,837,124	21,537,153	3,037.40	22,719.8	6.5%	0.89	0.40	8.4	5.35	9.37	9.54
SWAN GENERAL	31-Dec	322.75	322.75	0.0	6.3	157	50,682	8.28	2,671.0	0.8%	27.87	12.00	11.6	3.7	295.48	9.43
Commerce																
CMPL	31-Dec	9.52	9.52	0.0	5.8	516	4,912	16.29	155.1	0.0%	-	-	-	-	3.58	-
ENL COMMERCIAL	30-Jun	13.50	13.50	0.0	6.7	2,702	36,477	29.17	393.8	0.1%	0.13	0.20	-	1.48	23.74	-
H MALLAC	31-Dec	77.00	77.00	0.0	14.1	1	77	11.26	867.0	0.2%	2.62	1.80	-	2.3	149.49	-
INNODIS	30-Jun	40.00	41.00	2.5	5.1	56,400	2,309,065	36.73	1,505.9	0.4%	0.19	1.85	215.8	4.51	45.48	0.42
IBL Ltd	30-Jun	45.20	45.00	(0.4)	46.1	338,165	15,217,550	680.22	30,610.1	8.7%	1.64	0.65	-	-	24.15	-
VIVO ENERGY	31-Dec	132.00	132.00	0.0	24.5	2,209	291,588	29.32	3,870.5	1.1%	10.94	5.45	12.1	4.1	29.94	36.54
Industry																
GAMMA CIVIC	31-Dec	34.20	34.20	0.0	36.8	10	342	133.25	4,557.2	1.3%	1.11	0.90	30.8	2.6	19.67	5.64
GO LIFE (USD)	28-Feb	0.02	0.02	0.0	(50.0)	-	-	900.00	616.6	0.2%	0.00	-	-	-	0.01	-
PBL	30-Jun	510.00	535.00	4.9	27.4	16,211	8,606,597	16.45	8,799.1	2.5%	24.10	10.25	22.2	1.9	219.47	10.98
MCFI	30-Jun	19.00	19.50	2.6	7.7	2,702	52,813	22.01	429.1	0.1%	0.54	0.70	36.1	3.59	36.93	1.46
MOROIL	30-Jun	29.50	29.70	0.7	10.0	9,901	292,460	33.28	988.4	0.3%	1.32	1.30	22.5	4.4	11.68	11.30
PIM	30-Jun	65.00	65.00	0.0	4.8	2	130	2.00	130.0	0.0%	1.64	2.75	39.6	4.23	51.88	3.16
UBP	30-Jun	120.00	120.00	0.0	26.3	3,033	363,960	26.51	3,181.2	0.9%	6.02	3.25	19.9	2.7	118.10	5.10
Investments																
ALANTIC LEAF PROPERTIES - (GBP)	28-Feb	1.10	1.05	(4.5)	(4.5)	21,380	1,008,970	142.67	8,916.2	2.5%	0.09	0.09	11.7	8.1	-	-
ALTEO LIMITED	30-Jun	31.75	32.00	0.8	13.1	39,872	1,273,776	318.49	10,191.7	2.9%	1.53	0.82	20.9	2.56	53.28	-
BMH	31-Dec	34.50	34.35	(0.4)	23.6	18,621	637,070	60.45	2,076.3	0.6%	15.54	0.80	2.2	2.3	52.13	29.81
CAUDAN	30-Jun	1.09	1.10	0.9	14.6	236,004	255,491	2,000.00	2,200.0	0.6%	0.05	0.04	22.0	-	1.97	-
CIEL LIMITED	30-Jun	7.36	7.32	(0.5)	16.2	440,202	3,223,747	1,689.90	12,370.1	3.5%	0.31	0.20	23.6	2.7	9.11	-
FINCORP	30-Jun	27.75	28.10	1.3	40.1	32,694	906,673	103.36	2,904.3	0.8%	0.79	0.60	35.6	2.14	52.85	-
MDIT	30-Jun	4.92	4.94	0.4	24.7	307,857	1,520,982	423.39	2,091.5	0.6%	0.55	0.24	-	4.9	3.89	-
NIT	30-Jun	24.95	24.50	(1.8)	16.1	7,000	171,275	27.41	671.4	0.2%	1.43	1.00	17.1	4.08	35.28	-
PAD	30-Jun	127.00	127.00	0.0	38.8	29,919	3,799,707	38.95	4,947.0	1.4%	2.99	3.25	42.5	2.6	280.14	-
POLICY	31-Dec	6.90	7.00	1.4	21.5	265,467	1,851,388	226.99	1,588.9	0.5%	0.51	0.35	13.7	5.00	5.53	9.22
ROGERS	30-Jun	30.90	31.00	0.3	13.6	43,536	1,349,255	252.05	7,813.4	2.2%	1.93	0.92	16.1	2.97	40.83	4.73
ENL LAND (O)	30-Jun	43.50	43.30	(0.5)	6.9	518,714	22,460,947	295.85	12,810.2	3.7%	2.81	1.18	15.4	2.7	90.06	3.12
ENL LAND (P)		49.75	49.50	(0.5)	15.4	1,600	79,250	-	-	0.0%	-	2.80	-	5.66	-	-
TERRA	31-Dec	29.60	29.60	0.0	(1.3)	45,617	1,346,663	227.55	6,735.4	1.9%	0.96	0.85	30.8	2.9	58.41	1.64
UNITED DOCKS	30-Jun	80.50	81.00	0.6	57.3	4,068	329,470	10.56	855.4	0.2%	8.35	-	9.7	-	194.14	-
Leisure & Hotels																
ASL	31-Dec	65.50	67.00	2.3	20.2	209	13,837	3.54	236.8	0.1%	5.38	4.00	12.5	6.0	15.73	34.20
LOTTOTECH	31-Dec	9.12	8.90	(2.4)	50.8	72,467	652,895	340.00	3,026.0	0.9%	0.26	0.26	34.2	2.92	0.36	72.22
NMH	30-Sep	23.85	23.50	(1.5)	24.7	495,452	11,749,915	484.27	11,380.4	3.2%	-	-	-	-	25.32	-
NMH (P)		12.65	12.15	(4.0)	7.5	169,013	2,064,998	-	-	0.0%	-	0.66	-	5.43	-	-
LUX ISLAND RESORTS	30-Jun	63.75	63.50	(0.4)	6.7	25,801	1,637,863	137.12	8,706.9	2.5%	3.75	1.25	16.9	2.0	42.24	-
SUN RESORTS	31-Dec	44.50	44.75	0.6	27.3	23,908	1,066,495	194.55	8,705.9	2.5%	-	-	-	-	53.79	-
Property Development																
BLUELIFE LIMITED	31-Dec	2.22	2.30	3.6	0.0	492,836	1,132,120	425.34	978.3	0.3%	-	-	-	-	5.31	-
Sugar																
OMNICANE	31-Dec	58.00	58.00	0.0	(3.7)	462	26,812	67.01	3,886.7	1.1%	2.36	2.00	24.6	3.4	130.59	1.81
Transport																
AIR MAURITIUS	31-Mar	15.00	14.75	(1.7)	4.6	31,952	472,664	102.31	1,509.0	0.4%	10.60	1.00	1.4	-	43.91	-
Foreign																
DALE CAPITAL GROUP LIMITED	28-Feb	2.36	2.36	0.0	(7.1)	-	-	65.40	154.3	0.0%	-	-	-	-	0.03	-
Funds/GBL Companies																
ASTORIA INVESTMENT - (USD)	31-Dec	0.89	0.89	0.0	(11.0)	-	-	126.81	3,866.2	1.1%	0.03	-	29.7	-	1.06	-
BAYPORT MANAGEMENT - (USD)		4.40	4.40	0.0	0.0	-	-	-	-	-	0.03	-	-	-	6.77	-
Bravura Holdings Ltd - (USD)		0.10	0.10	0.0	0.0	-	-	-	-	-	-	-	-	-	-	-
Dacobra (USD)		1.00	1.00	0.0	-	-	-	-	-	-	-	-	-	-	-	-
GRIT Real Estate Income Group - USD	30-Jun	1.38	1.38	0.0	(17.4)	10,900	515,279	208.51	9,857.2	2.8%	0.16	0.06	8.6	4.35	1.38	-
GREENBAY PROPERTIES - (EUR)		0.15	0.15	0.0	50.0	6,500,000	39,006,825	7,037.9	55,713.5	15.9%	-	0.00	-	0.8	-	-
MAINLAND REAL ESTATE - (GBP)		2.00	2.00	0.0	0.0	-	-	-	-	-	0.03	-	-	-	-	-
NEW FRONTIER PROPERTIES - (GBP)		1.10	1.10	0.0	(8.3)	-	-	-	-	-	-	0.08	-	7.3	0.78	-
SANLAM AFRICA REAL ESTATE INVESTMENTS (USD)	31-Dec	3.49	3.49	0.0	(9.4)	-	-	-	-	-	-	0.12	-	3.44	5.72	-
STONEBRIDGE PROPERTIES - (USD)		1.00	1.00	0.0	0.0	-	-	-	-	-	0.37	-	-	-	-	-
TADVEST - (USD)		0.90	0.90	0.0	0.0	-	-	-	-	-	0.25	-	3.6	-	-	-
TREVO CAPITAL PREFERENCE SHARES (ZAR)		13.00	13.00	0.0	0.0	-	-	-	-	-	-	-	-	-	-	-
Universal Partners Ltd (GBP)		1.00	1.00	0.0	0.0	-	-	-	-	-	-	-	-	-	1.00	-
EXCHANGE TRADED FUNDI ETF																
CORESHARES S&P GLOBAL PROPERTY ETF - (USD)		2.62	2.55	(2.7)	3.7	-	-	-	-	-	-	-	-	-	-	-
CORESHARES S&P 500 ETF - (USD)		2.57	2.57	0.0	12.7	3,800	331,985	-	-	-	-	-	-	-	-	-
MCB India Sovereign Bond - (USD)		10.67	10.62	(0.5)	(0.6)	-	-	-	-	-	-	-	-	-	-	-
S&P GIMI SOUTH AFRICA TOP 50 INDEX ETF		120.99	120.99	0.0	12.4	-	-	-	-	-	-	-	-	-	-	-
NEWGOLD		410.00	410.00	0.0	5.3	-	-	-	-	-	-	-	-	-	-	-
DUAL CURRENCY TRADING																
GRIT Real Estate Income Group - (MUR)		46.60	46.60	-	-	-	-	-	-	-	-	-	-	-	-	-
DEPOSITORY RECEIPTS - 04.10.17																
Afreximbank - (USD) - Intro 04.10.17		4.30	4.30	-	-	-	-	38.6	5,682.1	1.6%	0.19	0.04	23.2	0.9	4.30	-
Total (Equities)						13,641,355	242,571,710		350,690							
Total (Debentures)						41,710	117,796,892									
Total (Equities & Debentures)						13,683,065	360,368,603									

DEM Stocks	Year-end	Last Traded Price		Change for	Change since	Volume	Value	Shares in	Market	Weighted	EPS hist	DPS hist	PER hist	Yield hist	Latest NAV	ROE
		20/10/2017	27/10/2017	the week (%)	31.12.16 (%)	traded	traded	issue (m)	Cap (Rs m)	Market Cap	(Rs)	(Rs)	(x)	(%)	(Rs)	(%)
Banks, Insurance & Other Finance																
ABC BANKING CORPORATION	30-Jun	27.35	27.35	0.0	(0.5)	11,300	309,055	76.27	2,086.0	4.06%	2.73	0.64	10.0	2.3	17.57	15.54
SWAN LIFE	31-Dec	1,260.00	1,260.00	0.0	9.6	100	126,000	2.63	3,316.6	6.45%	69.51	46.00	18.1	3.7	-	-
Commerce																
ABC MOTORS	30-Jun	96.00	96.00	0.0	15.3	-	-	6.18	592.9	1.15%	16.60	2.50	5.8	2.6	111.23	14.92
ASSOCIATED COMMERCIAL	30-Jun	148.75	150.00	0.8	8.3	511	76,650	1.14	171.4	0.33%	45.66	4.00	3.3	2.7	305.72	14.94
CHEMCO	31-Dec	18.50	18.50	0.0	6.3	834	15,429	6.21	114.9	0.22%	2.49	1.10	7.4	5.9	16.83	14.80
CIE IMMOBILIERE	31-Dec	528.00	528.00	0.0	18.9	-	-	0.27	140.7	0.27%	45.00	21.00	11.7	4.0	1,111.78	4.00
Industry																
BYCHEMEX	31-Dec	3.50	3.61	3.1	(12.0)	7,005	24,958	5.00	18.1	0.04%	0.02	0.08	180.5	2.2	6.27	0.32
FORGES TARDIEU	31-Dec	132.00	132.00	0.0	(11.4)	-	-	1.92	253.4	0.49%	-	7.50	-	-	172.29	-
LES GAZ INDUSTRIELS	30-Jun	70.50	70.50	0.0	16.5	-	-	2.61	184.1	0.36%	3.24	2.70	21.8	3.8	92.65	3.50
LIVESTOCK FEED (O)	30-Jun	32.45	32.45	0.0	13.9	-	-	31.50	1,022.2	1.99%	3.23	1.20	10.0	3.7	46.55	6.94
LIVESTOCK FEED (P)	30-Jun	26.00	26.00	0.0	7.9	-	-	-	-	0.00%	-	1.20	-	4.6	-	-
LES MOULINS DE LA CONCORDE (O)	30-Jun	210.00	207.00	(1.4)	1.5	1,000	207,000	5.40	1,117.8	2.17%	10.97	8.00	18.9	3.9	274.23	4.00
LES MOULINS DE LA CONCORDE (P)	30-Jun	335.00	335.00	0.0	(4.3)	2	670	-	-	0.00%	-	20.00	-	6.0	-	-
MAURITIUS COSMETICS	31-Dec	35.00	35.00	0.0	40.0	129	4,552	10.00	350.0	0.68%	10.39	0.50	3.4	1.4	117.58	8.84
MARGARINE INDUSTRIES	31-Dec	923.00	923.00	0.0	0.0	1	763	0.30	277.1	0.54%	30.91	20.00	29.9	2.2	659.25	4.69
MAURITIUS SECONDARY INDUSTRIES	30-Jun	29.70	29.70	0.0	(3.1)	340	10,098	0.80	23.8	0.05%	4.47	1.00	6.6	3.4	73.31	6.10
PAPER CONVERTING	31-Dec	26.00	27.00	3.8	8.0	1,900	51,300	3.60	97.2	0.19%	2.52	0.50	10.7	1.9	88.20	2.86
QUALITY BEVERAGE	31-Dec	14.40	14.70	2.1	83.8	7,840	115,248	22.36	328.7	0.64%	1.70	0.70	8.6	4.8	14.32	-
SOAP & ALLIED INDUSTRIES	31-Dec	22.75	22.75	0.0	23.0	2,100	47,775	4.50	102.3	0.20%	3.71	1.00	6.1	4.4	52.01	7.13
Investments																
ASCENCIA Ltd (Class A Shares)	30-Sep	14.00	14.00	0.0	14.8	12,800	179,200	432.77	6,058.8	11.78%	2.03	0.50	6.9	3.6	14.11	14.39
Ascencia Ltd (Preference Shares)	30-Jun	12.95	12.95	-	-	-	-	-	-	-	-	0.79	-	-	-	-
ENL LTD (P)	30-Jun	29.50	29.50	0.0	26.9	160,600	4,737,690	-	-	0.00%	2.18	0.69	13.5	2.3	80.38	-
EUDCOS	30-Jun	19.25	19.00	(1.3)	18.8	36,430	696,107	121.45	2,307.6	4.49%	1.21	0.90	15.7	4.7	15.15	7.99
THE BEE EQUITY PARTNERS	30-Jun	25.00	25.00	0.0	60.3	676	16,898	8.82	220.5	0.43%	5.04	-	5.0	-	57.71	26.12
PHOENIX INVESTMENT	30-Jun	305.00	305.00	0.0	16.3	1,701	518,805	5.69	1,734.0	3.37%	21.15	8.72	14.4	2.9	191.06	11.07
RHT HOLDING LTD	30-Jun	24.00	24.00	0.0	(5.0)	-	-	12.16	291.9	0.57%	3.06	1.15	7.8	4.8	59.25	-
UNITED INVESTMENT	30-Jun	10.05	10.05	0.0	(1.5)	33,056	332,213	204.09	2,051.1	3.99%	-	-	-	-	11.59	-
Leisure & Hotels																
CONSTANCE HOTELS SERVICES	31-Dec	32.00	32.00	0.0	(4.0)	2,400	76,800	109.65	3,508.9	6.82%	-	0.65	-	2.0	41.98	-
MORNING LIGHT	31-Dec	41.20	41.20	0.0	0.0	-	-	45.96	1,893.6	3.68%	-	-	-	-	21.84	-
SOUTHERN CROSS TOURIST HOTEL	31-Dec	4.61	4.61	0.0	(4.0)	71,420	329,246	125.64	579.2	1.13%	0.08	-	57.6	-	3.19	-
TROPICAL PARADISE (O)	30-Jun	6.40	6.08	(5.0)	(1.9)	38,342	233,840	142.50	866.4	1.68%	0.21	0.07	29.0	1.2	10.80	-
TROPICAL PARADISE (P)	30-Jun	309.00	309.00	0.0	3.0	700	216,300	-	-	0.00%	-	16.00	-	5.2	-	-
Others																
COVIFRA	31-Oct	20.00	26.50	32.5	341.7	47,822,488	1,076,056,948	56.61	1,500.2	2.92%	0.82	-	32.3	-	18.88	-
CIEL TEXTILE LTD	30-Jun	49.50	48.80	(1.4)	14.8	13,230	650,590	101.81	4,968.2	9.66%	4.51	3.00	10.8	6.1	43.62	10.34
HOTELEST	31-Dec	30.75	30.75	0.0	(0.8)	200	6,150	55.92	1,719.6	3.34%	-	0.61	-	2.0	41.96	-
MEDICAL & SURGICAL CENTRE	30-Jun	3.17	3.17	0.0	21.9	502	1,591	569.94	1,806.7	3.51%	-	0.03	-	0.9	1.21	-
MFD Group Ltd	31-Dec	10.50	10.50	0.0	6.7	-	-	150.00	1,575.0	3.06%	0.82	0.20	12.8	1.9	7.91	10.37
SIT LAND HOLDINGS OPT	30-Jun	11,950.00	11,950.00	0.0	1.3	-	-	-	-	-	-	-	-	-	-	-
Property Development																
ATTITUDE PROPERTY		12.40	11.80	(4.8)	18.0	400,000	4,723,500	160.02	1,888.20	3.7%	0.66	0.65	17.9	5.5	10.42	6.33
NOVUS PROPERTIES	31-Mar	8.02	8.50	6.0	(7.6)	40,000	340,000		-	-	0.48	0.38	17.7	4.5	9.62	4.99
Sugar																
CONSTANCE LA GAJETE	31-Dec	121.00	121.00	0.0	20.4	5	605	4.80	580.8	1.1%	7.98	4.50	15.2	3.7	103.68	-
MEDINE LTD	30-Jun	67.00	67.00	0.0	5.5	10,557	707,319	105.00	7,035.0	13.68%	0.73	2.10	91.8	3.1	150.39	-
UNION SUGAR ESTATE	31-Dec	23.75	24.95	5.1	(12.5)	12,200	290,950	18.90	471.6	0.92%	0.22	-	113.41	-	94.12	-
Transport																
UNITED BUS SERVICE	30-Jun	33.50	33.50	0.0	(7.8)	-	-	4.97	166.5	0.32%	10.08	1.00	3.3	3.0	42.25	23.86
Total (Equities)						48,690,369	1,091,104,250									
Total (Debentures)						-	-									
Total (Equities & Debentures)						48,690,369	1,091,104,249.69									

Debentures	Nominal Value (Rs)	Last Traded Price 20/10/2017 27/10/2017		Volume Traded	Value Traded (Rs)	YTM on last traded price (%)	Accrued Interest (Rs)	Issue Date	Maturity Date
OFFICIAL MARKET									
Compagnie de Beau Vallon Limitée - Class A Bonds	1,000.00	981.76	981.76	-	-	5.25	0.88	27-Oct-15	27-Oct-20
Compagnie de Beau Vallon Limitée - Class B Bonds	1,000.00	989.71	989.71	-	-	5.47	0.98	27-Oct-15	27-Oct-20
Commercial Investment Property Fund Ltd - Senior Tranche	100,000.00	101,144.91	101,144.91	-	-	5.84	1,991.78	12-Jan-17	12-Jan-27
Commercial Investment Property Fund Ltd - Junior Tranche	1,000.00	1,000.03	1,000.03	-	-	6.50	6.05	12-Jan-17	12-Jan-27
Evaco Ltd - Floating Rate Notes - INTRO - 01.07.16	1,000.00	1,052.72	1,052.72	-	-	5.44	8.73	17-Jun-16	16-Jun-21
IBL Ltd - Series 2 - Fixed Rate Notes - 5 Years - Intro 05.10.17	1,000,000.00	1,041,306.50	1,041,306.50	-	-	4.06	7,734.81	8-Sep-17	8-Sep-22
IBL Ltd - Series 3 - Floating Rate Notes - 5 Years - Intro 05.10.17	1,000,000.00	1,001,341.10	1,001,341.10	-	-	4.22	6,574.59	8-Sep-17	8-Sep-22
IBL Ltd - Series 4 - Fixed Rate Notes - 7 Years - Intro 05.10.17	1,000,000.00	1,001,724.85	1,001,724.85	9,613	10,000,500	5.47	8,508.29	8-Sep-17	8-Sep-24
IBL Ltd - Series 5 - Floating Rate Notes - 7 Years - Intro 05.10.17	1,000,000.00	1,040,989.13	1,040,735.11	72	74,935,245	4.06	7,348.07	8-Sep-17	8-Sep-24
MCB GROUP - NOTES	1,000.00	1,040.36	1,040.23	2,425	2,522,628	4.06	11.96	8-Aug-13	8-Aug-23
MCB Structured Solutions Ltd - Crescendo Global Security USD70 Notes - 22.05.17	100.00	112.00	112.00	-	-	-	-	6-May-16	6-May-21
MCB Structured Solutions Ltd - Crescendo Global Security MUR170 Notes - 22.05.17	1,000.00	1,150.00	1,150.00	-	-	-	-	6-May-16	6-May-21
MCB Structured Solutions Ltd - Crescendo Global Security MUR100 Notes - 22.05.17	1,000.00	1,150.00	1,150.00	-	-	-	-	6-May-16	6-May-21
MAURITIUS UNION ASSURANCE - NOTES	10,000.00	10,205.09	10,205.09	-	-	5.00	58.63	24-Sep-14	24-Sep-24
LUX - F/P CONVERTIBLE BONDS	10.00	9.90	9.90	-	-	4.12	0.17	31-Mar-11	31-Dec-17
NMH - FLOATING RATE TRANCHE A NOTES - (MUR)	1,000.00	1,000.00	1,000.00	-	-	5.75	15.48	15-Jul-15	15-Jul-18
NMH - FLOATING RATE TRANCHE B NOTES - (MUR)	1,000.00	1,015.34	1,024.95	29,600	30,338,520	3.81	17.00	15-Jul-15	15-Jul-19
Northfields International School Ltd - (secured 7.75% fixed Rate) - 21.06.17	1,000.00	1,000.61	1,000.61	-	-	7.72	13.59	1-Sep-16	31-Aug-21
Omnican Ltd - Series 1 - Floating Rate Secured Notes	10,000.00	9,996.78	9,996.78	-	-	4.81	206.41	8-Jun-16	8-Jun-19
Omnican Ltd - Series 2 - Floating Rate Secured Notes	10,000.00	10,043.00	10,043.00	-	-	5.09	224.27	8-Jun-16	8-Jun-21
Omnican Ltd - Series 3 - Fixed Rate Secured Notes	10,000.00	10,415.07	10,415.07	-	-	5.03	281.34	8-Jun-16	8-Jun-21
Omnican Ltd - Series 4 - Fixed Rate Secured Notes	10,000.00	10,625.31	10,625.31	-	-	5.66	303.67	8-Jun-16	8-Jun-23
SBM HOLDINGS LTD - CLASS A 1 SERIES BOND (MUR)	10,000.00	10,020.19	10,020.19	-	-	4.81	71.40	10-Mar-14	10-Mar-24
SBM HOLDINGS LTD - CLASS B 1 SERIES BOND (USD)	1,000.00	990.48	990.48	-	-	3.28	12.92	30-May-14	30-May-21
Sun Limited - Notes -Tranche FRNMUR5Y	1,000.00	1,045.12	1,045.12	-	-	4.75	30.08	4-Nov-16	4-Nov-21
Sun Limited - Notes -Tranche FLRNMUR5Y	1,000.00	1,026.27	1,026.27	-	-	4.09	25.78	4-Nov-16	4-Nov-21
Sun Limited - Notes -Tranche FRNMUR7Y	1,000.00	1,055.15	1,055.15	-	-	5.47	32.59	4-Nov-16	4-Nov-23
Sun Limited - Notes -Tranche FLRNMUR7Y	1,000.00	1,055.95	1,055.95	-	-	4.69	27.78	4-Nov-16	4-Nov-23
Sun Limited - Notes -Tranche FRNEUR4Y	1,000.00	1,050.19	1,050.19	-	-	2.78	22.38	4-Nov-16	4-Nov-20
Sun Limited - Notes -Tranche FLRNEUR4Y	1,000.00	1,047.51	1,047.51	-	-	2.47	19.89	4-Nov-16	4-Nov-20
UNITED BASALT PRODUCTS - BOND	100.00	100.48	100.48	-	-	4.22	0.44	31-Oct-13	31-Oct-18
DEM									
ABC Motors Company - Notes	25,000.00	25,573.96	25,573.96	-	-	4.31	1,146.58	28-Jan-16	27-Jan-19
ASCENCIA - BONDS	12.00	12.97	12.97	-	-	4.75	0.25	8-Dec-15	30-Jun-25
United Investments Ltd - Bond	100.00	102.26	102.26	-	-	4.78	1.57	1-Feb-16	31-Jan-20