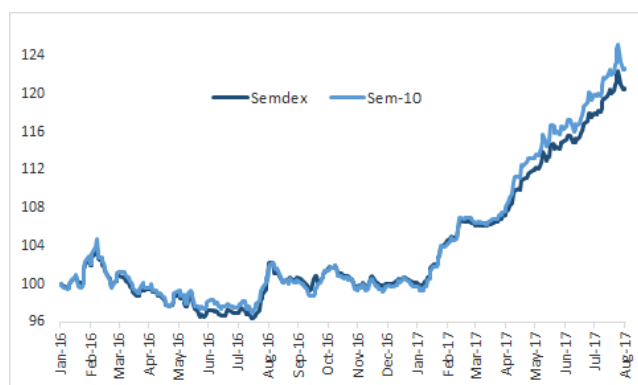


Market Highlights

INDICES	LATEST	W-O-W % CHANGE	YTD % CHANGE
LOCAL (Friday's closing)			
SEM- ASI	2,128.92	(1.28)	14.92
SEMDEX	2,179.00	(1.44)	20.49
SEM-VWAP	2,133.25	(1.43)	15.12
SEM-10	424.27	(1.95)	22.96
DEMEX	216.03	+1.19	6.2
REGIONAL (Thursday's closing)			
FTSE/JSE (SOUTH AFRICA)	55,685.01	1.5	10.7
NGSE (NIGERIA)	37,135.23	(0.3)	39.1
NSEASI (KENYA)	158.94	0.4	20.9
BGSMDC (BOTSWANA)	9,021.80	(0.6)	(3.9)
GGSECI (GHANA)	2,254.22	(0.1)	35.7
INTERNATIONAL (Thursday's closing)			
DOW JONES	22,016.24	1.4	11.0
CAC 40	5,130.49	(1.1)	5.8
SENSEX	32,237.88	(0.4)	22.3
DAX	12,154.72	(0.5)	5.9
NIKKEI	20,029.26	(0.3)	4.6
FTSE 100	7,474.77	0.4	5.2

	%
GDP GROWTH at basic prices (2017F) by Statistics Mauritius	3.7
UNEMPLOYMENT RATE (2016 est.)	7.3
CPI HEADLINE INFLATION	2.4
BUDGET DEFICIT (% of GDP) – Jul 2015/Jun 2016	3.5
REPO RATE (05 th May 2017)	4.00
91 DAY T-BILLS	1.75
182 DAY T-BILLS	1.87
364 DAY T-BILLS	2.13
3-YEAR GOVT. of MTIUS TREASURY NOTES	3.17
5-YEAR GOVT BONDS	3.49
10-YEAR GOVT BONDS	4.95
20-YEAR GOVT BONDS	6.54

FOREX	LATEST	W-O-W % CHANGE	YTD % CHANGE
MUR/US\$	33.10	-1.9	-8.1
MUR/GBP	43.49	-1.4	-1.7
MUR/INR	0.52	0.0	-1.9
MUR/JPY	30.01	-0.5	-2.6
MUR/ZAR	2.47	-4.1	-6.6
MUR/EURO	39.32	-0.2	3.6



Highlights

- ▶ **Banks:** MCBG (-2.0%); SBMH (-0.3%)
- ▶ **Hotels:** NMH (-2.0%); LUX Island Resorts (-1.3%); Sun Resorts (-2.4%)
- ▶ **Announcements:** Omnicane, United Docks, Gamma, Bayport Management, IBL/ H.Mallac / CMPL

Research Desk

Email: securities.research@swanforlife.com

Swan Securities Ltd

Swan Centre
10 Intendance Street
Port Louis, Mauritius

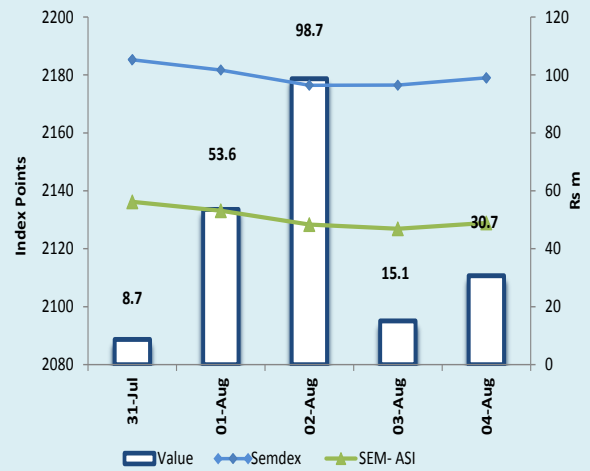
T (230) 208 7010
F (230) 212 9867
W swanforlife.com

BRN C06007932

This document may not be reproduced, copied, distributed for any purpose without the prior consent of Swan Securities Ltd. The information and opinions contained in this document have been completed or arrived at by Swan Securities Ltd from sources believed to be reliable and in good faith, but no representation or warranty express or implied is made as to their accuracy completeness or correctness. The information contained in this document is published for the assistance of recipients but is not to be relied upon as being authoritative or taken as substitution for the exercise of judgments by any recipient. Swan Securities Ltd accepts no liability whatsoever for any direct or consequential loss arising from any use of this document and its contents.

	Wk/ending 28.07.2017	Wk/ending 04.08.2017
SECTORAL INDICES		
BANKING INDEX	3,409.23	3,359.08
HOTEL INDEX	306.41	300.71
FOREIGN TRANSACTIONS (Rsm)		
TOTAL FOREIGN PURCHASES	49.12	26.22
TOTAL FOREIGN SALES	180.23	91.94
NET FOREIGN INFLOW/(OUTFLOW)	-131.11	-65.73
MARKET CAPITALISATION (Rsbn)		
OFFICIAL (Semdex) & DEM	314.78	311.57
OFFICIAL (SEM- ASI) & DEM	372.57	369.04
DIVIDEND YIELD (%)		
OFFICIAL MARKET *	2.62	2.65
PER(x)		
OFFICIAL MARKET *	12.95	12.83

(*) DY and PER are based on total number of issued shares of SEM- ASI companies.



News

Omnican - has decided to proceed with a private placement pursuant to which the Company will be issuing secured notes with an aggregate nominal amount of two billion five hundred million (2,500,000,000) Rupees to certain sophisticated investors. The proceeds of the Placement will be utilised by the Company to restructure its existing debt.

United Docks Ltd- the Privy Council dismissed the appeal of Rivnu Investment Ltd and Portfolio Investment Management Ltd concerning their ownership rights to 99,503 shares held by United Docks Ltd ("UDL") in Axys Group Ltd ("Axys") pursuant to a call option set out in clause 11 of a shareholders' agreement dated 30 June 2006. As a result of the judgement of the Privy Council, UDL's 20% shareholding in Axys is no longer in dispute.

Gamma Civic- The Board has finalized the recruitment of a new Managing Director. To ensure a smooth transition and handing over to Mr Geoffroy Dedieu, the new Managing Director, Mr Carl Ah Teck continues to remain in post as Executive Chairman until the next Annual Meeting.

Bayport Management Ltd- has entered into a conditional share purchase agreement to acquire 51 percent of the issued shares of Peak Hour Consultants Proprietary Limited, Traffic Global Proprietary Limited, Green Light Insurance Brokers Proprietary Limited, Built to Last Proprietary Limited, Traffic Maintenance Plans Proprietary Limited and Sugar Magnolia Proprietary Limited. The consideration for the purchase of the Target Entities will be for a mixture of cash and shares in BML.

IBLL / H.Mallac / CMPL - The wholly-owned subsidiary of IBL Ltd, Winhold Limited, has entered into a conditional agreement with Harel Mallac & Co. Ltd, for the acquisition of 14,821,284 ordinary shares, representing 90.96% of the share capital of Compagnie des Magasins Populaires Limitée ('CMPL'), at a price of Rs9.52 per share (the 'Transaction'). Winhold is the sole shareholder of Pick and Buy Limited, owner and operator of the Winner's supermarkets in Mauritius. The completion of the Transaction is subject to the satisfaction of certain conditions precedent set forth in the Agreement. Should the Transaction be completed, IBL will acquire effective control of CMPL, thereby triggering a mandatory offer to minority shareholders. Such offer shall be at the same price of Rs9.52.

Official Market

Indices went down during this week with the **SEMDEX** reaching 2,179.00 points (-1.44%) and the **SEM-10** at 424.27 points (-1.95%). Weekly **turnover** stood at Rs206.8m geared towards **MCBG**, **Alteo**, **NMH** and **SBMH** which altogether made up 55.2% of TMT. **Foreigners** were net sellers to the tune of Rs65.7m with **MCBG**, **Alteo**, **SBMH** and **Terra** witnessing majority of sales.

Largest banking group **MCBG** declined to Rs266.50 (-2.0%) on total of 234.4k shares, of which 30.7k were foreign purchases and 113.5k were foreign sales. Banking peer **SBMH** finished the week slightly down to Rs7.68 (-0.3%) on 2.0m shares, of which 223.4k foreign purchase and 1.21m were foreign sales. Finance stock **CFS** dropped to Rs9.00 (-3.0%). Insurance stocks **MEI** and **MUA** both rose by 0.9% to Rs84.00 and Rs58.00 respectively.

IBL Ltd which saw its all-time high in the previous week, declined by 4.9% to Rs49.00 with total of 95.5k shares traded over the week. **CMPL** was the second top performer on the market, rallying to Rs9.20 (+15.6%) after the wholly-owned subsidiary of IBL, Winhold Limited, entered into a conditional agreement with Harel Mallac to acquire 90.96% of the share capital of CMPL at a price of Rs9.52 per share. Other movers on the commerce counter were: **Innodis** (+1.0%), **ENL Comm** (+0.4%) and **Vivo** (-2.0%).

The industrial counter saw 3 winners: **Moroil** (+2.2%), **Gamma** (+0.6%) and **MCFI** (+0.5%). Investment stocks that drove turnover included **Alteo** (+0.3%), **Ciel** (-0.3%), **Terra** (-3.3%), **Rogers** (-2.0%) and **ENL Land (O)** (+0.2%), amongst others. **United Docks** emerged as the top winner, hiking by 23.1% to Rs80.00 with 4.7k shares traded after knowing that its 20% shareholding in **Axys** is no longer in dispute.

Leisure stock **Lottotech** dropped to Rs5.90 (-1.7%). **NMH (O)** fell to Rs21.70 (-2.0%) while its pref shares rose to Rs12.50 (+2.0%). **LUX** and **SUN** were both on the downside, with the former reaching Rs57.50 (-1.3%) and the latter settling at Rs41.00 (-2.4%).

National carrier **Air Mauritius** rose further to Rs16.35 on 305.4k shares traded throughout the week.

On the debt board, 2.4k of **MCBG Notes**, 1.0k of **Evaco Notes** and 50 of **SUN Notes – Tranche FLRNEUR4Y** were exchanged.

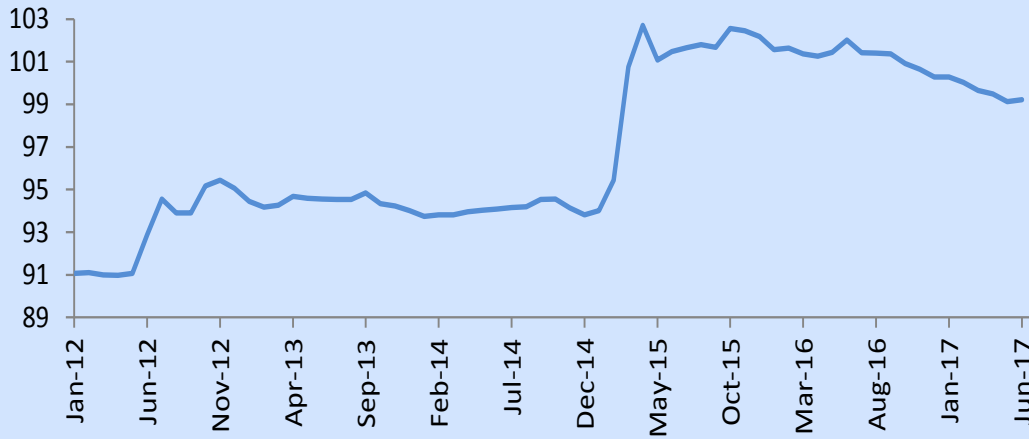
DEM

The **DEMEX** on the DEM counter closed the week at 216.03 points (+1.19%) on a weekly **turnover** of Rs9.7m geared mostly towards **UTIN Bond**, **EUDCOS**, **Ascencia (A)** and **ENL Ltd (P)** which accounted for 68.1% of TMT. **EUDCOS** dropped to Rs18.50 (-1.1%) while **ENL Ltd (P)** grew by 2.5% to Rs28.70. **SWAN Life** was the top performer of the week up by 13.5% to Rs1,260.00. **ABC Banking** grew by 3.8% to Rs27.00 on a total volume of 1.0k. On the Commerce counter, **Associated Commercial** was the sole mover, down by 2.6% to Rs148.75. On the industry counter, movers were **Soap & Allied** Rs23.25 (+3.1%), **MSC** Rs29.70 (-3.1%), **QBL** Rs16.00 (-2.4%) and **MLMC (O)** Rs230.00 (-1.3%). On the leisure counter, **STC** dropped by 4.3% to Rs4.45 on 20,0k shares exchanged. Other movers were **Constance La Gaïete** Rs120.00 (+7.4%), **SIT Land Holding Option** Rs12,000.00 (+5.3%), **Attitude Property** Rs10.85 (+5.3%), **Ciel Textile** Rs48.50 (+1.4%), **Medine** Rs64.00 (+0.4%), **COVIFRA** Rs16.45 (-0.3%) and **UBS** Rs33.50 (-2.9%).

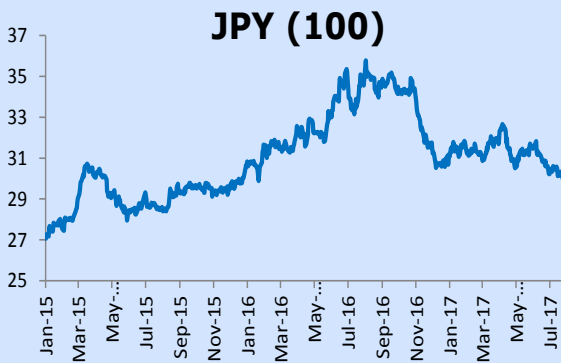
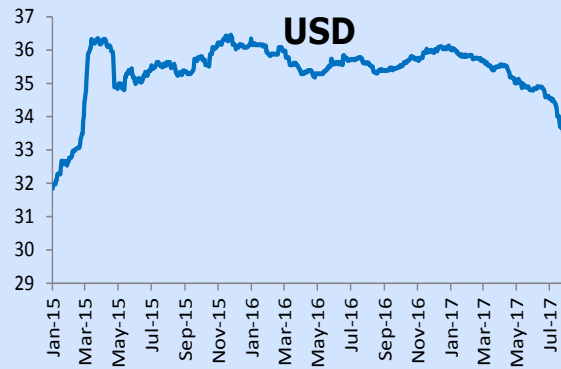
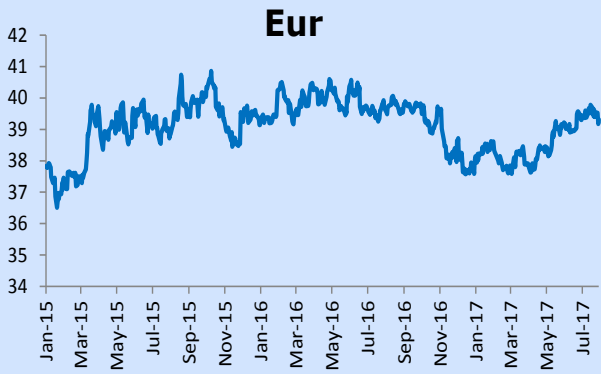
Dividend Announcements

Company	Financial Year	Amount	Last cum date	Payment date
OFFICIAL MARKET				
Innodis	30-Jun-17	Re 1.00	28-Aug-17	29-Sep-17
MDIT	30-Jun-17	Re 0.13	13-Sep-17	29-Sep-17

Mauritius Exchange Rate Index



Forex



Official Market Stocks	Year-end	Last Traded Price	Change for the week(%)	Change since 31.12.16 (%)	Volume traded	Value traded	Shares in issue (m)	Market Cap (Rs m)	Weighted Market Cap	EPS hist (Rs)	DPS hist (Rs)	PER hist (x)	Yield hist (%)	Latest NAV (Rs)	ROE (%)
	28/07/2017	04/08/2017													
Banks, Insurance & Other Finance															
BRAMER BANKING	31-Dec	Suspended	Suspended	0.0	0.0	-	-	901.29	3,875.6	1.2%	-	-	-	-	-
QIM FINANCIAL SERVICES	30-Sep	9.28	9.00	(3.0)	24.7	1,292,899	11,674,666	680.52	6,124.7	1.9%	0.99	0.34	9.1	3.78	5.42
MCB Group	30-Jun	272.00	266.50	(2.0)	24.0	234,391	62,259,869	238.42	63,539.7	19.9%	27.82	8.75	9.6	3.3	188.39
MEI	30-Jun	83.25	84.00	0.9	3.1	500	42,000	8.00	672.0	0.2%	4.59	2.20	18.3	2.62	97.87
MUA	31-Dec	57.50	58.00	0.9	1.3	86,083	4,960,498	45.09	2,615.2	0.8%	3.52	2.50	16.5	4.3	51.30
SBM HOLDINGS	31-Dec	7.70	7.68	(0.3)	15.7	2,016,135	15,342,963	3,037.40	23,327.2	7.3%	0.89	0.40	8.6	5.21	9.37
SWAN GENERAL	31-Dec	312.25	312.25	0.0	2.9	40	12,500	8.28	2,584.1	0.8%	27.87	12.00	11.2	3.8	295.48
Commerce															
CMPL	31-Dec	7.96	9.20	15.6	2.2	11,700	105,540	16.29	149.9	0.0%	-	-	-	-	3.58
ENL COMMERCIAL	30-Jun	13.75	13.80	0.4	9.1	1,075	14,831	29.17	402.6	0.1%	-	0.20	-	1.45	22.79
H MALLAC	31-Dec	65.00	65.00	0.0	(3.7)	-	-	11.26	731.9	0.2%	2.62	1.80	-	2.8	149.49
INNODIS	30-Jun	40.00	40.40	1.0	3.6	7,512	303,320	36.73	1,483.9	0.5%	3.07	1.85	13.2	4.58	46.71
IBL Ltd	30-Jun	51.50	49.00	(4.9)	59.1	95,543	4,705,915	680.22	33,331.0	10.5%	-	0.65	-	-	24.75
VIVO ENERGY	31-Dec	140.00	137.25	(2.0)	29.5	6,131	841,912	29.32	4,024.5	1.3%	10.94	5.45	12.5	4.0	29.94
Industry															
GAMMA CIVIC	31-Dec	26.50	26.65	0.6	6.6	2,870	76,094	133.25	3,551.1	1.1%	1.11	0.90	24.0	3.4	19.67
GO LIFE (USD)	28-Feb	0.02	0.02	0.0	(50.0)	1,763	1,162	900.00	599.9	0.2%	-	-	-	-	0.01
PBL	30-Jun	460.00	460.00	0.0	9.5	-	-	16.45	7,565.6	2.4%	21.36	10.25	21.5	2.2	219.28
MCPI	30-Jun	19.00	19.10	0.5	5.5	800	15,290	22.01	420.3	0.1%	0.54	0.70	35.4	3.66	36.93
MOROIL	30-Jun	29.00	29.65	2.2	9.8	3,966	116,227	33.28	986.8	0.3%	1.53	1.30	19.4	4.4	12.20
PIM	30-Jun	67.00	67.00	0.0	8.1	-	-	2.00	134.0	0.0%	5.57	2.75	12.0	4.10	55.07
UBP	30-Jun	117.00	117.00	0.0	23.2	1,550	181,557	26.51	3,101.7	1.0%	5.14	3.25	22.8	2.8	104.70
Investments															
ALANTIC LEAF PROPERTIES - (GBP)	28-Feb	1.10	1.10	0.0	0.0	-	-	142.67	6,866.8	2.2%	0.09	0.09	12.2	7.7	-
ALTEO LIMITED	30-Jun	34.50	34.60	0.3	22.3	600,995	20,735,834	318.49	11,019.8	3.5%	0.83	0.82	41.7	2.37	53.97
BMH	31-Dec	35.00	35.50	1.4	27.7	43,920	1,530,505	60.45	2,145.8	0.7%	15.54	0.80	2.3	2.3	52.13
CAUDAN	30-Jun	1.05	1.03	(1.9)	7.3	461,322	472,188	2,000.00	2,060.0	0.6%	0.00	0.04	792.3	-	2.00
CEL LIMITED	30-Jun	7.36	7.34	(0.3)	16.5	1,486,366	10,975,194	1,576.18	11,569.1	3.6%	0.31	0.20	23.7	2.7	9.21
FINCORP	30-Jun	27.00	27.00	0.0	34.7	20,162	538,433	103.36	2,790.6	0.9%	3.70	0.60	7.3	2.22	51.17
MDIT	30-Jun	4.60	4.60	0.0	16.2	279,049	1,275,293	423.39	1,947.6	0.6%	-	0.24	-	5.2	3.53
NIT	30-Jun	25.00	25.30	1.2	19.9	2,565	64,244	27.41	693.3	0.2%	1.10	0.88	23.0	3.46	35.28
PAD	30-Jun	117.50	121.50	3.4	32.8	33,134	3,970,998	38.95	4,732.8	1.5%	20.52	3.25	5.9	2.7	273.24
POLICY	31-Dec	6.64	6.64	0.0	15.3	270,504	1,793,897	26.99	1,507.2	0.5%	0.51	0.35	13.0	5.27	5.53
ROGERS	30-Sep	29.30	28.70	(2.0)	5.1	207,096	6,056,845	252.05	17,233.7	2.3%	1.35	0.92	21.3	3.21	37.73
ENL LAND (O)	30-Jun	47.20	47.30	0.2	16.8	116,293	5,489,904	295.85	13,993.6	4.4%	1.31	1.18	36.1	2.5	85.93
ENL LAND (P)	30-Jun	50.00	49.95	(0.1)	16.4	2,559	127,840	-	-	0.0%	-	2.80	-	5.61	-
TERRA	31-Dec	33.30	32.20	(3.3)	7.3	266,002	8,586,765	227.55	7,327.0	2.3%	0.96	0.85	33.5	2.6	58.41
UNITED DOCKS	30-Jun	65.00	80.00	23.1	55.3	4,669	355,663	10.56	844.8	0.3%	0.94	-	85.1	-	184.83
Leisure & Hotels															
ASL	31-Dec	65.00	65.00	0.0	16.6	2,200	143,000	3.54	229.8	0.1%	5.38	4.00	12.1	6.2	15.73
LOTTOTECH	31-Dec	6.00	5.90	(1.7)	0.0	18,750	110,688	340.00	2,006.0	0.6%	20.06	0.26	22.7	4.41	0.36
NMH	30-Sep	22.15	21.70	(2.0)	15.1	729,737	15,786,662	484.27	10,508.7	3.3%	-	-	-	-	25.32
NMH (P)	30-Jun	12.25	12.50	2.0	10.6	37,320	458,420	-	-	0.0%	-	0.66	-	5.28	-
LUX ISLAND RESORTS	30-Jun	58.25	57.50	(1.3)	(8.4)	208,026	12,027,787	137.12	7,884.2	2.5%	3.06	1.25	18.8	2.2	47.62
SUN RESORTS	31-Dec	42.00	41.00	(2.4)	16.6	70,803	2,901,977	165.86	6,800.3	2.1%	-	-	-	-	53.84
Sun Limited - Rights - Quoted From 28.07.17 To 03.08.17						1,180,345	1,686,013	-	-	-	-	-	-	-	-
Property Development															
BLUELIFE LIMITED	31-Dec	2.26	2.26	0.0	(1.7)	23,923	54,066	425.34	961.3	0.3%	-	-	-	-	5.31
Sugar															
OMNICANE	31-Dec	67.50	67.50	0.0	12.0	7,172	486,726	67.01	4,523.3	1.4%	2.36	2.00	28.6	3.0	130.59
Transport															
AIR MAURITIUS	31-Mar	16.00	16.35	2.2	16.0	305,420	4,887,772	102.31	1,672.7	0.5%	10.60	1.00	1.5	-	43.91
Foreign															
DALE CAPITAL GROUP LIMITED	28-Feb	2.54	2.04	(19.7)	(19.7)	200	408	56.21	114.7	0.0%	-	-	-	-	0.03
Funds/GBL Companies															
ASTORIA INVESTMENT - (USD)	31-Dec	1.00	1.00	0.0	0.0	-	-	126.81	4,226.1	1.3%	0.03	-	33.3	-	1.06
BAYPORT MANAGEMENT - (USD)	30-Jun	4.40	4.40	0.0	0.0	-	-	-	-	-	0.03	-	-	-	6.77
Bravura Holdings Ltd - (USD)	30-Jun	0.10	0.10	0.0	0.0	-	-	-	-	-	-	-	-	-	-
Dacastro (USD)	30-Jun	1.00	1.00	0.0	-	-	-	-	-	-	-	-	-	-	-
MARA DELTA PROPERTY HOLDINGS - (USD)	30-Jun	1.38	1.38	0.0	(17.4)	600	27,757	121.93	9,589.5	3.0%	0.02	0.12	57.0	8.51	1.63
GREENBAY PROPERTIES - (GBP)	30-Jun	0.13	0.13	0.0	30.0	-	-	4,977.8	36,190.0	11.4%	-	0.00	-	0.9	-
MAINLAND REAL ESTATE - (GBP)	30-Jun	2.00	2.00	0.0	0.0	-	-	-	-	-	0.03	-	-	-	-
NEW FRONTIER PROPERTIES - (GBP)	30-Jun	1.10	1.10	0.0	(8.3)	-	-	-	-	-	-	0.08	-	7.3	0.78
SANLAM AFRICA REAL ESTATE INVESTMENTS (USD)	31-Dec	3.49	3.49	0.0	(9.4)	-	-	-	-	-	-	0.12	-	3.44	5.72
STONEBRIDGE PROPERTIES - (USD)	30-Jun	1.00	1.00	0.0	0.0	-	-	-	-	-	0.37	-	-	-	-
TADVEST - (USD)	30-Jun	0.90	0.90	0.0	0.0	-	-	-	-	-	0.25	-	3.6	-	-
TREVO CAPITAL PREFERENCE SHARES (ZAR)	30-Jun	13.00	13.00	0.0	0.0	-	-	-	-	-	-	-	-	-	-
Universal Partners Ltd (GBP)	30-Jun	1.00	1.00	0.0	0.0	-	-	-	-	-	-	-	-	-	-
EXCHANGE TRADED FUNDS (ETF)															
CORESHARES S&P GLOBAL PROPERTY ETF - (USD)	30-Jun	2.60	2.60	0.0	5.7	-	-	-	-	-	-	-	-	-	-
CORESHARES S&P 500 ETF - (USD)	30-Jun	2.48	2.48	0.0	8.8	-	-	-	-	-	-	-	-	-	-
MCB India Sovereign Bond - (USD)	30-Jun	11.31	11.44	1.1	7.1	-	-	-	-	-	-	-	-	-	-
S&P GIVI SOUTH AFRICA TOP 50 INDEX ETF	30-Jun	120.99	120.99	0.0	12.4	-	-	-	-	-	-	-	-	-	-
NEWGOLD	30-Jun	421.00	421.00	0.0	8.1	-	-	-	-	-	-	-	-	-	-
DUAL CURRENCY TRADING															
MARA DELTA PROPERTY HOLDINGS LTD - (MUR)	30-Jun	52.00	52.00	0.0	-	-	-	-	-	-	-	-	-	-	-
Total (Equities)						10,142,090	201,199,200		318,660						
Total (Debentures)						3,442	5,649,161								
Total (Equities & Debentures)						10,145,532	206,848,361								

Debentures	Nominal (Rs)	Last Traded Price 28/07/2017	Last Traded Price 04/08/2017	Volume Traded	Value Traded (Rs)	YTM on last traded price (%)	Accrued Interest (Rs)	Issue Date	Maturity Date
ABSA BANK - CREDIT LINKED NOTES 1 - (USD)	100,000.00	99,513.92	99,513.92	-	-	3.99	948.40	11-Jun-15	1-Sep-17
Compagnie de Beau Vallon Limitee - Class A Bonds	1,000.00	995.32	995.32	-	-	5.25	14.53	27-Oct-15	27-Oct-20
Compagnie de Beau Vallon Limitee - Class B Bonds	1,000.00	1,003.69	1,003.69	-	-	5.47	15.96	27-Oct-15	27-Oct-20
Commercial Investment Property Fund Ltd - Senior Tranche	100,000.00	101,144.91	101,144.91	-	-	5.84	657.53	12-Jan-17	12-Jan-27
Commercial Investment Property Fund Ltd - Junior Tranche	1,000.00	1,008.57	1,008.57	-	-	6.88	7.67	12-Jan-17	12-Jan-27
Evaco Ltd - Floating Rate Notes - INTR0 - 01.07.16	1,000.00	1,055.80	1,053.74	1,000	1,053,740	5.44	10.55	17-Jun-16	16-Jun-21
MCB GROUP - NOTES	1,000.00	1,059.72	1,059.57	2,392	2,517,999	4.22	0.15		

DEM Stocks	Year-end	Last Traded Price		Change for the week (%)	Change since 31.12.16 (%)	Volume traded	Value traded	Shares in issue (m)	Market Cap (Rs m)	Weighted Market Cap	EPS hist (Rs)	DPS hist (Rs)	PER hist (x)	Yield hist (%)	Latest NAV (Rs)	ROE (%)
		28/07/2017	04/08/2017													
Banks, Insurance & Other Finance																
ABC BANKING CORPORATION	30-Jun	26.00	27.00	3.8	(1.8)	1,000	27,000	76.27	2,059.3	4.09%	3.46	0.54	7.8	2.0	12.33	28.06
SWAN LIFE	31-Dec	1,110.00	1,260.00	13.5	9.6	341	428,660	2.63	3,316.6	6.58%	69.51	46.00	18.1	3.7	-	-
Commerce																
ABC MOTORS	30-Jun	110.00	110.00	0.0	32.1	-	-	6.18	679.3	1.35%	15.99	2.25	6.9	2.0	111.23	14.38
ASSOCIATED COMMERCIAL	30-Jun	152.75	148.75	(2.6)	7.4	2,200	327,250	1.14	170.0	0.34%	24.68	4.00	6.0	2.7	292.07	8.45
CHEMCO	31-Dec	18.00	18.00	0.0	3.4	7,600	136,800	6.21	111.8	0.22%	2.49	1.10	7.2	6.1	16.83	14.80
CIE IMMOBILIERE	31-Dec	440.00	440.00	0.0	(1.0)	-	-	0.27	117.2	0.23%	45.00	21.00	9.8	4.8	1,111.78	4.05
Industry																
BYCHEMEX	31-Dec	4.05	4.05	0.0	(1.2)	60	225	5.00	20.3	0.04%	0.02	0.08	202.5	2.0	6.27	0.32
FORGES TARDIEU	31-Dec	141.50	141.50	0.0	(5.0)	60	8,329	1.92	271.7	0.54%	-	7.50	-	-	172.29	-
LES GAZ INDUSTRIELS	30-Jun	64.00	64.00	0.0	5.8	-	-	2.61	167.1	0.33%	4.05	2.70	15.8	4.2	92.42	4.38
LIVESTOCK FEED (O)	30-Jun	30.70	30.70	0.0	7.7	361	11,083	31.50	967.1	1.92%	4.78	1.20	6.4	3.9	48.01	9.96
LIVESTOCK FEED (P)	30-Jun	23.05	23.05	0.0	(4.4)	-	-	-	-	0.00%	-	1.20	-	5.2	-	-
LES MOULINS DE LA CONCORDE (O)	30-Jun	233.00	230.00	(1.3)	12.7	634	145,922	5.40	1,242.0	2.47%	24.83	8.00	9.3	3.5	284.93	8.71
LES MOULINS DE LA CONCORDE (P)	30-Jun	335.00	335.00	0.0	(4.3)	-	-	-	-	0.00%	-	20.00	-	6.0	-	-
MAURITIUS COSMETICS	31-Dec	29.00	29.00	0.0	16.0	316	9,164	10.00	290.0	0.58%	10.39	0.50	2.8	1.7	117.58	8.84
MARGARINE INDUSTRIES	31-Dec	923.00	923.00	0.0	0.0	-	-	0.30	277.1	0.55%	30.91	20.00	29.9	2.2	659.25	4.69
MAURITIUS SECONDARY INDUSTRIES	30-Jun	30.65	29.70	(3.1)	(3.1)	1,401	41,610	0.80	23.8	0.05%	3.40	1.00	8.7	3.4	71.85	4.73
PAPER CONVERTING	31-Dec	25.00	25.00	0.0	0.0	20,900	522,500	3.60	90.0	0.18%	2.52	0.50	9.9	2.0	88.20	2.86
QUALITY BEVERAGE	31-Dec	16.40	16.00	(2.4)	100.0	3,400	54,500	22.48	359.7	0.71%	1.70	0.70	9.4	4.4	14.32	-
SOAP & ALLIED INDUSTRIES	31-Dec	22.55	23.25	3.1	25.7	6,500	149,375	4.50	104.5	0.21%	3.71	1.00	6.3	4.3	52.01	7.13
Investments																
ASCENCIA Ltd (Class A Shares)	30-Sep	11.50	11.50	0.0	(5.7)	138,299	1,590,439	432.77	4,976.9	9.88%	1.40	0.30	8.2	2.6	12.94	10.82
Ascencia Ltd (Preference Shares)	30-Jun	13.55	13.55	-	-	-	-	-	-	-	-	0.79	-	-	-	-
ENL LTD (P)	30-Jun	28.00	28.70	2.5	23.4	46,100	1,313,740	-	-	0.00%	1.11	0.69	25.9	2.4	76.36	-
EUDCOS	30-Jun	18.70	18.50	(1.1)	15.6	88,221	1,643,733	121.45	2,246.9	4.46%	1.01	0.90	18.3	4.9	14.80	6.82
THE BEE EQUITY PARTNERS	30-Jun	24.40	24.40	0.0	56.4	4,704	113,986	8.82	215.2	0.43%	45.38	-	0.5	-	57.57	26.12
PHOENIX INVESTMENT	30-Jun	293.50	293.50	0.0	11.9	201	58,985	5.69	1,668.7	3.31%	18.73	8.72	15.7	3.0	187.66	9.98
RHT HOLDING LTD	30-Jun	25.00	25.00	0.0	(1.0)	-	-	12.16	304.1	0.60%	1.17	1.15	21.4	4.6	51.64	-
UNITED INVESTMENT	30-Jun	9.50	9.52	0.2	(6.7)	4,900	46,648	204.09	1,943.0	3.86%	-	-	-	-	11.59	-
Leisure & Hotels																
CONSTANCE HOTELS SERVICES	31-Dec	33.50	33.50	0.0	0.4	-	-	109.65	3,673.4	7.29%	-	0.65	-	1.9	41.98	-
MORNING LIGHT	31-Dec	41.20	41.20	0.0	0.0	-	-	45.96	1,893.6	3.76%	-	-	-	-	21.84	-
SOUTHERN CROSS TOURIST HOTEL	31-Dec	4.65	4.45	(4.3)	(7.3)	20,055	90,845	125.64	559.1	1.11%	0.08	-	55.6	-	3.19	-
TROPICAL PARADISE (O)	30-Jun	6.20	6.20	0.0	0.0	-	-	142.50	883.5	1.75%	0.05	0.07	124.0	1.1	10.97	-
TROPICAL PARADISE (P)	30-Jun	309.00	309.00	0.0	3.0	-	-	-	-	0.00%	-	16.00	-	5.2	-	-
Mineral & Exploration																
SHUMBA COAL -(USD)	31-Dec	0.10	0.10	0.0	0.0	-	-	263.29	881.8	1.75%	-	-	-	-	0.03	-
Others																
COVIFRA	31-Oct	16.50	16.45	(0.3)	174.2	4,800	77,250	56.61	931.2	1.85%	0.82	-	20.1	-	18.88	-
CIEL TEXTILE LTD	30-Jun	47.85	48.50	1.4	14.1	3,550	172,150	101.81	4,937.7	9.80%	6.15	3.00	7.9	6.2	44.81	13.72
HOTELEST	31-Dec	32.40	32.40	0.0	4.5	7	224	55.92	1,811.9	3.60%	-	0.61	-	1.9	41.96	-
MEDICAL & SURGICAL CENTRE	30-Jun	3.45	3.45	0.0	32.7	-	-	569.94	1,966.3	3.90%	0.19	0.07	18.2	2.0	1.14	16.67
MFD Group Ltd	31-Dec	10.50	10.50	0.0	6.7	-	-	150.00	1,575.0	3.13%	0.82	0.20	12.8	1.9	7.91	10.37
SIT LAND HOLDINGS OPT	30-Jun	11,400.00	12,000.00	5.3	1.7	1	12,000	-	-	-	-	-	-	-	-	-
Property Development																
ATTITUDE PROPERTY		10.30	10.85	5.3	8.5	2,000	21,700	160.02	1,736.19	3.4%	0.53	0.54	20.5	5.0	10.26	5.17
NOVUS PROPERTIES	31-Mar	7.30	7.30	0.0	(20.7)	-	-	-	-	-	0.94	0.38	7.8	5.2	9.66	9.73
Sugar																
CONSTANCE LA GALETTE	31-Dec	111.75	120.00	7.4	19.4	100	12,000	4.80	576.0	1.1%	7.98	4.50	15.0	3.8	103.68	-
MEDINE LTD	30-Jun	63.75	64.00	0.4	0.8	9,476	604,770	105.00	6,720.0	13.34%	6.34	2.10	10.1	3.3	152.12	-
UNION SUGAR ESTATE	31-Dec	23.75	23.75	0.0	(16.7)	-	-	18.90	448.9	0.89%	0.22	-	107.95	-	94.12	-
Transport																
UNITED BUS SERVICE	30-Jun	34.50	33.50	(2.9)	(7.8)	562	18,827	4.97	166.5	0.33%	4.59	1.00	7.3	3.0	38.37	11.96
Total (Equities)						367,749	7,639,713		50,383							
Total (Debentures)						20,000	2,040,000.00									
Total (Equities & Debentures)						387,749	9,679,712.60									

Debentures	Nominal Value (Rs)	Last Traded Price		Volume Traded	Value Traded (Rs)	YTM on last traded price (%)	Accrued Interest (Rs)	Issue Date	Maturity Date
		28/07/2017	04/08/2017						
ABC Motors Company - Notes	25,000.00	25,025.84	25,025.84	-	-	5.91	793.15	28-Jan-16	27-Jan-19
ASCENCIA - BONDS	12.00	12.97	12.97	-	-	4.75	0.08	8-Dec-15	30-Jun-25
United Investments Ltd - Bond	12.00	100.03	102.00	20,000	2,040,000	5.47	0.16	1-Feb-16	31-Jan-20