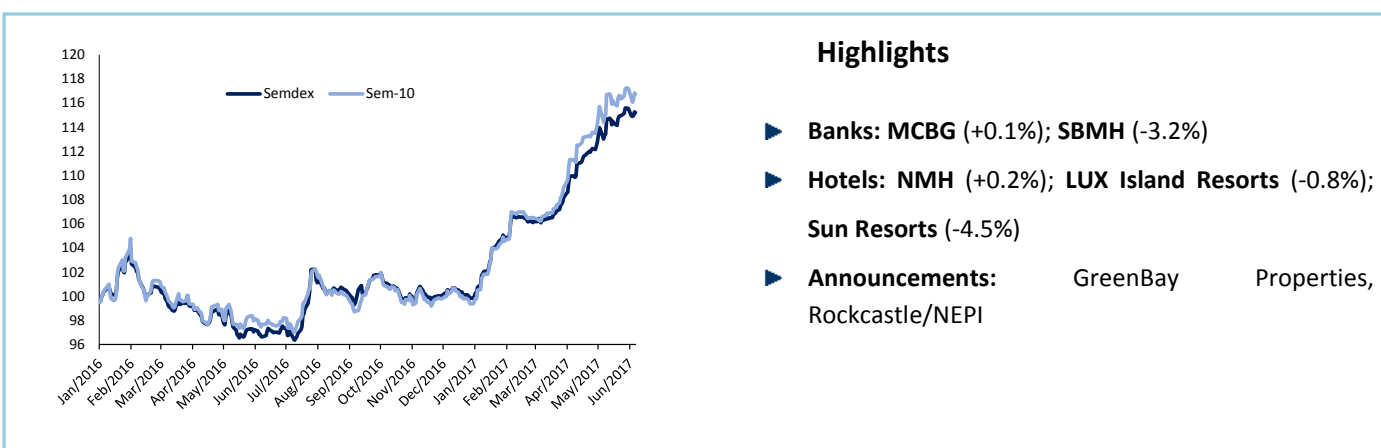


### Market Highlights

INDICES	LATEST	W-O-W % CHANGE	YTD % CHANGE
<b>LOCAL (Friday's closing)</b>			
SEM- ASI	2,074.63	(0.56)	11.99
SEMDEX	2,080.68	(0.30)	15.06
SEM-VWAP	2,078.85	(0.54)	12.18
SEM-10	403.64	(0.40)	16.99
DEMEX	213.65	+0.52	5.1
<b>REGIONAL (Friday's closing)</b>			
FTSE/JSE (SOUTH AFRICA)	51,489.16	(0.9)	2.3
NGSE (NIGERIA)	33,797.84	2.6	26.6
NSEASI (KENYA)	152.05	1.8	15.7
BGSMDC (BOTSWANA)	9,312.25	(0.1)	(0.8)
GGSECI (GHANA)	1,922.71	0.0	15.7
<b>INTERNATIONAL (Friday's closing)</b>			
DOW JONES	21,374.56	0.9	7.8
CAC 40	5,216.88	(0.9)	7.6
SENSEX	31,075.7	(0.4)	17.9
DAX	12,691.8	(0.2)	10.6
NIKKEI	19,831.8	(0.4)	3.6
FTSE 100	7,419.4	(0.4)	4.4

	%
GDP GROWTH (2017F) by Statistics Mauritius	3.8
UNEMPLOYMENT RATE (2016 est.)	7.3
CPI HEADLINE INFLATION	1.9
BUDGET DEFICIT (% of GDP) – Jul 2015/Jun 2016	3.5
REPO RATE (05 <sup>th</sup> May 2017)	4.00
91 DAY T-BILLS	1.98
182 DAY T-BILLS	2.03
364 DAY T-BILLS	2.19
3-YEAR GOVT. of MTIUS TREASURY NOTES	3.17
5-YEAR GOVT BONDS	3.40
10-YEAR GOVT BONDS	4.95
20-YEAR GOVT BONDS	6.54

FOREX	LATEST	W-O-W % CHANGE	YTD % CHANGE
MUR/US\$	34.91	0.2	-3.1
MUR/GBP	44.59	0.4	0.8
MUR/INR	0.54	0.0	1.9
MUR/JPY	31.31	-0.5	1.6
MUR/ZAR	2.71	0.7	2.3
MUR/EURO	38.91	-0.3	2.6



Research Desk

Email: [securities.research@swanforlife.com](mailto:securities.research@swanforlife.com)

Swan Securities Ltd

Swan Centre  
10 Intendance Street  
Port Louis, Mauritius

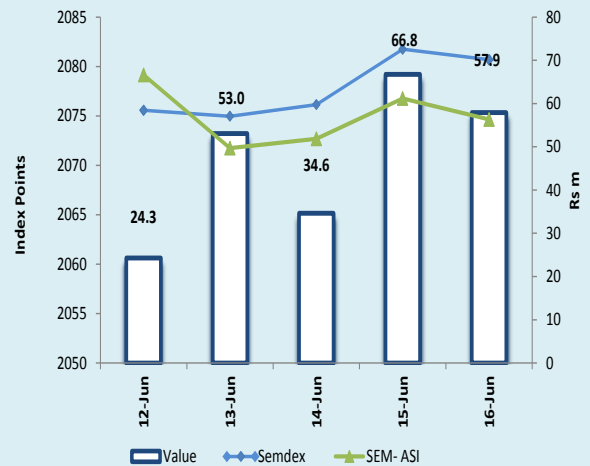
T (230) 208 7010  
F (230) 212 9867  
W swanforlife.com

BRN C06007932

This document may not be reproduced, copied, distributed for any purpose without the prior consent of Swan Securities Ltd. The information and opinions contained in this document have been completed or arrived at by Swan Securities Ltd from sources believed to be reliable and in good faith, but no representation or warranty express or implied is made as to their accuracy completeness or correctness. The information contained in this document is published for the assistance of recipients but is not to be relied upon as being authoritative or taken as substitution for the exercise of judgments by any recipient. Swan Securities Ltd accepts no liability whatsoever for any direct or consequential loss arising from any use of this document and its contents.

	Wk/ending 09.05.2017	Wk/ending 16.06.2017
<b>SECTORAL INDICES</b>		
BANKING INDEX	3,246.28	3,222.65
HOTEL INDEX	311.93	306.98
<b>FOREIGN TRANSACTIONS (Rsm)</b>		
TOTAL FOREIGN PURCHASES	123.27	49.88
TOTAL FOREIGN SALES	115.09	40.49
NET FOREIGN INFLOW/(OUTFLOW)	8.18	9.39
<b>MARKET CAPITALISATION (Rsbm)</b>		
OFFICIAL (Semdex) & DEM	298.89	298.39
OFFICIAL (SEM- ASI) & DEM	444.29	446.04
<b>DIVIDEND YIELD (%)</b>		
OFFICIAL MARKET *	2.44	2.42
<b>PER(x)</b>		
OFFICIAL MARKET *	17.95	17.85

(\* ) DY and PER are based on total number of issued shares of SEM- ASI companies.



## News

**GreenBay Properties** – The SEM has approved the listing of up to 118,911,779 new ordinary shares of Greenbay Properties Ltd (Greenbay) at an issue price of GBP 0.1060 per share, on the Official Market of the SEM by way of a Capitalization Issue (in the context of a Script Dividend by Greenbay).

**Rockcastle/NEPI** – The listing committee of the SEM has approved the listing of up to 600,000,000 new ordinary Shares of Rockcastle Global Real Estate Company Ltd (Rockcastle) on the OFFICIAL MARKET by way of a Private Placement to NEPI Rockcastle Plc in the context of the merger of Rockcastle and New Europe Property Investments PLC.

## Official Market

**Turnover** for the week amounted to Rs236.7m geared mostly towards **MCBG**, **SBMH**, **Ciel Ltd** and **Gamma Civic** which made up 57.5% of TMT. **Indices** finished the week in the negative territory with the **SEM-ASI** at 2,074.63 points (-0.56%), the **SEMDEX** at 2,080.68 points (-0.30%) and the **SEM-10** at 403.64 points (-0.40%). **Foreigners** were net purchasers to the tune of Rs7.1m.

Largest banking stock **MCBG** closed the week at its all new all-time high Rs255.25 (+0.1%) on total of 290.8k shares traded, of which 97.0k were foreign purchases and 91.7k were foreign sales (VWAP: Rs251.84). On the other hand, banking peer **SBMH** dropped by 3.2% to end the week at Rs7.20 on weekly volume of 3.2m shares exchanged (VWAP: 7.31Rs). Finance stock **CIM** lost 1.1% to settle at Rs9.00 while **SWAN General** increased to Rs312.00 (+0.6%).

On the Commerce counter, **Vivo** was the sole gainer up by 0.4% to Rs126.75 on a total volume of 3.0k shares. Laggards were **Innodis** Rs36.15 (-2.3%), **ENL Commercial** Rs14.00 (-1.1%), and **IBL Ltd** Rs39.95 (-0.1%).

On the industrial counter, construction stocks **UBP** grew by 3.3% to Rs110.50 while **Gamma Civic** went down by 1.4% to Rs24.35. **PBL** reached its new all-time high of Rs450.00 (+4.7%) on 2.2k shares.

On the investment counter **NIT** was the top gainer up by 4.0% to Rs24.95 followed by **Alteo** and **BMH** which both climbed by 2.4% to Rs34.80 and Rs30.20 respectively. **Caudan** climbed up by 1.9% to Rs1.08 on 16.1k shares. **PAD** increased to Rs117.00 (+0.4%) on 1.7k shares. Decliners were **United Docks** Rs60.25 (-4.4%), **MDIT** Rs4.50 (-3.2%), **Rockcastle (USD)** 2.65 (-1.9%), **Terra** Rs31.65 (-1.1%), **ENL Land (O)** Rs47.15 (-0.7%), **POLICY** Rs6.28 (-0.3%) and **Rogers** Rs29.00 (-0.2%).

On the hotel counter, **LUX** and **SUN** dropped by 0.8% and 4.5% to Rs59.00 and Rs42.50 on 102.7k and 196.7k shares respectively. On the other hand, **NMH (O)** rose by 0.2% to Rs22.25 on weekly total of 397.7k shares. Leisure stock **Lotto** dropped by 5.0% to Rs5.70 on a total volume of 52.3k shares.

Sugar stock **Omnican** inched up by 0.4% to Rs64.50 on 5.3k shares. Property developer **BlueLife** closed higher at Rs2.26 (+0.9%). On the other hand, national carrier **Air Mauritius** inched down to Rs14.75 (-0.3%).

On the debt board, 2.0k of **MCBG notes** and 1.5k of **UBP bonds** were exchanged.

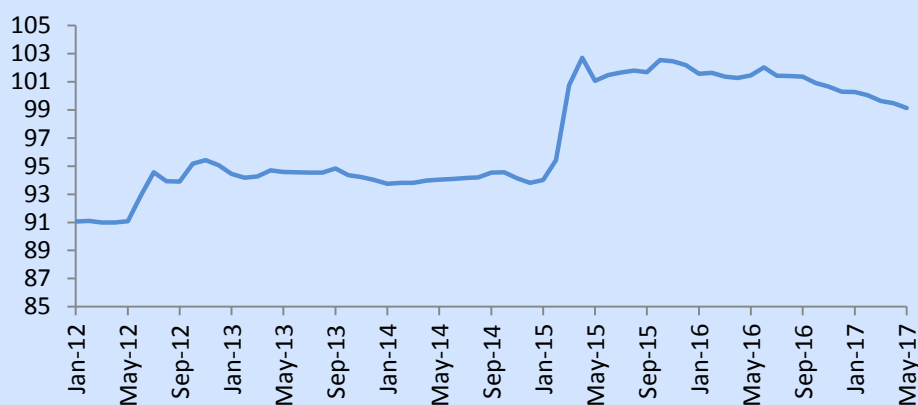
## DEM

The **DEMEX** on the **DEM** went up to 213.65 points (+0.52%) on a weekly **turnover** of Rs23.9m, geared towards **Medine**, **Ciel Textile** and **Associated Commercial** which altogether made up 59.9% of TMT. The latter finished unchanged at Rs152.75 on a weekly volume of 21.4k shares. **Medine** rose to Rs63.25 (+0.4%) with 107.8k shares exchanged and **Ciel Textile** reached Rs50.50 (+2.6%) on 84.6k shares. Other gainers on the counter were: **Bychemex** (+12.3%), **QBL** (+8.6%), **SAIL** (+8.2%), **CSE** (+5.2%), **Mauritius Cosmetics** (+5.1%), **LMLC (O)** (+3.0%) and **MSCL** (+1.4%) while losers included: **LFL (O)** (-3.8%), **SIT Land Options** (-2.3%), **Bee Equity** (-1.9%) and **ENL (P)** (-0.7%).

## Dividend Announcements

Company	Financial Year	Amount	Last cum date	Payment date
<b>OFFICIAL MARKET</b>				
Mara Delta Property Holdings Ltd	-	USD 0.0457	20-Jun-17	27-Jun-17
<b>DEM</b>				
Associated Commercial	30-Jun-17	Rs 4.00	19-Jun-17	14-Jul-17
Mauritius Secondary Industries Ltd	30-Jun-17	Re 1.00	19-Jun-17	14-Jul-17
Ciel Textile	30-Jun-17	Rs 1.75	23-Jun-17	13-Jul-17
Ascencia Ltd (Preference Shares)	30-Jun-17	Re 0.792	27-Jun-17	30-Jun-17
United Bus Service Ltd	30-Jun-17	Re 1.00	30-Jun-17	30-Jun-17

## Mauritius Exchange Rate Index



## Forex

