

MARKET HIGHLIGHTS

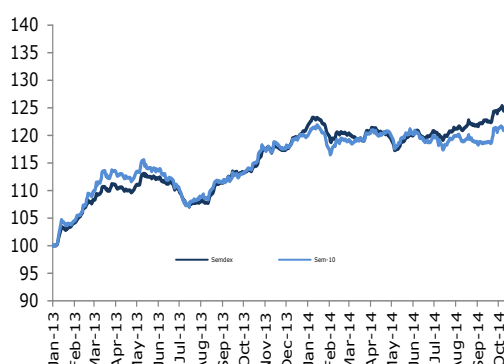
17 Oct 2014

INDICES	LATEST	W-O-W % CHANGE	YTD % CHANGE
LOCAL (Friday's closing)			
SEMDEX	2,133.00	(1.1)	1.8
SEM-10	402.79	(1.3)	(0.2)
DEMEX	203.19	(0.4)	16.9
REGIONAL (Thursday's closing)			
FTSE/JSE (SOUTH AFRICA)	46,881.12	(0.4)	1.4
NGSE (NIGERIA)	39,278.47	(3.2)	(5.0)
EGX 30 (EGYPT)	8,893.97	(2.9)	31.1
NSEASI (KENYA)	161.88	(0.3)	18.5
BGSMDC (BOTSWANA)	9,573.95	0.6	5.8
GGSECI (GHANA)	2,229.36	0.3	3.9
INTERNATIONAL (Thursday's closing)			
DOW JONES	16,141.74	(3.1)	(2.6)
CAC 40	3,918.62	(3.8)	(8.8)
SENSEX	25,999.34	(1.1)	22.8
DAX	8,582.90	(2.3)	(10.1)
NIKKEI	14,738.38	(4.8)	(9.5)
FTSE 100	6,195.91	(2.3)	(8.2)

	%
GDP GROWTH (2014F) by CSO	3.5
UNEMPLOYMENT RATE	8.0
CPI HEADLINE INFLATION	3.9
BUDGET DEFICIT (% of GDP) - 2013	3.7
REPO RATE	4.65
BANK RATE	2.48
91 DAY T-BILLS	N/A
182 DAY T-BILLS	N/A
273 DAY T-BILLS	N/A
364 DAY T-BILLS	1.96
5-YEAR GOVT BONDS	4.68
10-YEAR GOVT BONDS	6.24

FOREX	LATEST	W-O-W % CHANGE	YTD % CHANGE
MUR/US\$	31.20	-0.3	3.3
MUR/GBP	49.84	-1.2	0.1
MUR/INR	0.51	-0.5	4.3
MUR/JPY	29.53	1.2	2.8
MUR/ZAR	2.83	-0.4	-3.1
MUR/EURO	39.98	0.6	-4.1

Rebased Indices Evolution



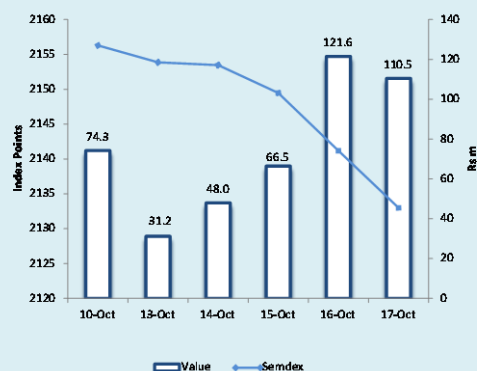
Highlights

- **Banks:** **MCBG** -0.7%; **SBMH** -1.9%; **Bramer** -1.5%
- **Hotels:** **NMH** -0.6%; **LUX Island** -0.9%; **Sun Resorts** +1.0%
- **Communiques:** **IBL**, **BMH**, **CHSL**, **Hotelest & Le Meritt**
- DEM turnover amounted to Rs270.8m

Anglo-Mauritius Stockbrokers (Research)

research@anglo.mu

	Wk/ending 10.10.2014	Wk/ending 17.10.2014
SECTORAL INDICES		
BANKING INDEX	3,321.3	3,282.7
HOTEL INDEX	365.6	364.1
FOREIGN TRANSACTIONS (Rsm)		
TOTAL FOREIGN PURCHASES	59.2	42.6
TOTAL FOREIGN SALES	80.7	202.6
NET FOREIGN INFLOW/(OUTFLOW)	(21.5)	(160.0)
MARKET CAPITALISATION (Rsbn)		
OFFICIAL & DEM	282.1	279.0
DIVIDEND YIELD (%)		
OFFICIAL MARKET	2.9	2.9
PER(x)		
OFFICIAL MARKET	13.1	12.9



News

IBL – Mr Gaetan Lan Hun Kuen, the current Chief Finance Officer, of the group will retire on 31st Dec 2014 and Mr Dipak Chummun will be appointed as his successor as from 1st Jan 2015.

BMH, CHSL & Hotelest – shareholders of the respective companies will be invited to attend a special meeting on 05 Nov. 2014 to vote on the proposed rights issue. Following the approval, opening of rights issue subscription will be on 20 Nov 2014 and first day of trading of new ordinary shares will be on 13 Jan 2015.

Le Meritt – withdrawn from the official market

Official Market

Indices posted a downward trend over the week. The **Semdex** and **SEM-10 index** lost 1.1% and 1.3% to reach 2,133.00 points and 402.79 points respectively. **Market activity** was high during Thursday and Friday's sessions, hence contributing to a weekly turnover of Rs377.8m (USD 12.1m). Yet again **foreign investors** were net sellers of amount Rs131.4m.

On the banking counter, all the groups finished on a negative note. **MCBG** recouped from its week low of Rs210.00 to close today's session at Rs211.00 (-0.7%) on notable volume of 333.1k shares exchanged. Foreign buyers amounted to Rs20.6m while foreign sellers accounted for Rs52.9m over the largest banking group. Around 7.0k **MCB Notes** were exchanged at Rs1,052.44 during the week. **SBMH** traded mostly at Rs1.04 during the week before concluding lower at Rs1.03 (-1.9%) on significant volume of 36.7m shares traded. Foreign investors were net sellers to the tune of Rs25.3m. **Bramer Banking** gave up 1.5% to Rs6.60 on 79.0k shares. Only mover on the insurance side was **MUA**, which dropped by 2.6% to finish at Rs75.00 on 20.6k shares. Financial company **CFS** fell by 0.7% to Rs8.64 on 49.6k shares traded.

On the commerce counter, losers were **ENL Commercial**, **Innodis** and **IBL** which dropped by 0.4% respectively. The latter saw 113.5k shares traded and closed the week at Rs115.25.

Gamma Civic let off some steam this week, closing lower at Rs48.00 (-4.0%) on notable volume of 349.8k shares traded. On the other hand, **MCFI** went up by 3.5% to Rs26.50 on 710 shares today.

Weakest performer on the market was **Fincorp** which ended at Rs21.80 (-8.2%) on 185.1k shares. **Alteo** decreased by 2.8% to Rs35.00 on 199.1k shares and **Terra** dropped by 3.8% to Rs35.00 on 402.4k shares. Other losers across the investment counter were **NIT** (-2.9) and **MDIT** (-0.7%). **Caudan** and **Ciel**, in contrast, grew by 1.6% and 0.3% to Rs1.26 and Rs7.64 on 691.7k and 3.0m shares respectively.

Lottotech maintained its downward trend, losing 0.9% to finish at Rs11.35 on 161.1k shares. The hotel index decreased to 364.01 points. **NMH** fell by 0.6% to Rs87.50 on notable volume of 1.2m shares traded (NFS of Rs77.8m). **LUX** dropped to Rs54.00 on Monday's session, to recover on the next two days before pursuing a downward trend thereafter to finally conclude the week at Rs55.50 on 239.9k shares. Around 22.9k **Lux Bonds** were traded over the week and closed at Rs13.00. **SUN**, in contrast, went up by 1.0% to Rs45.45 on 416.4k shares, out of which 308.0k was crossed at Rs45.00 on Wednesday. Air Mauritius gained 2.0% to Rs17.75 on 124.4k shares.

Property company **Bluelife** fell by 1.5% to Rs6.74 on 39.3k shares and **Omnican** dropped by 2.3% to Rs86.00 on 7.7k shares exchanged.

DEM Market

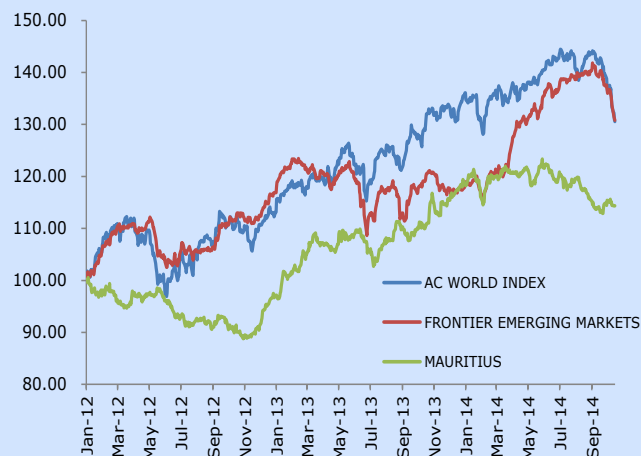
The **Demex** gave up 0.4% to 203.19 points. **Chemco** increased by 4.5% to Rs23.00 on only 200 shares traded. Only mover at the level of industrial was **Bychemex** which dropped by 3.8% to Rs12.50 on 4.2k shares. **Ascencia Class A** and **Class B** shares which went ex-split on Wednesday, closed the week at Rs12.25 and Rs10.15 respectively, whereby 15.7k shares was exchange on the former. **ENIT** rose by 2.1% to Rs49.50 on 63.6k shares and **UTIN** edged up by 0.5% to Rs11.05 on 135.1k shares. 70k **UTIN bonds** were exchanged at Rs100.00. On the other hand, **RHT Holding** (-6.7%), **ENL Ltd (P)** (-5.1%) and **FIDES** (-2.3%) were on the downside. Main gainer on the market was **SCT** which climbed by 8.3% to Rs7.30 on 3.0k shares, followed by **TPL (P)** (+5.3%). **Ciel Textile** saw 1.3m shares exchanged and ended the week lower at Rs38.90 (-0.3%), whilst **Hotelest** went up by 0.8% to Rs36.80 on 830.3k shares. **Medine (P)** closed lower at Rs73.00 (-2.7%) on 261.9k shares. Other movers were **Medine (O)** (-6.0%) and **MFD** (+4.4%). **Overall turnover** on the market amounted to Rs270.8m, geared towards **Medical & Surgical**. The latter saw a cross of 82.6m shares today at Rs1.75 (+2.9%).

Dividend

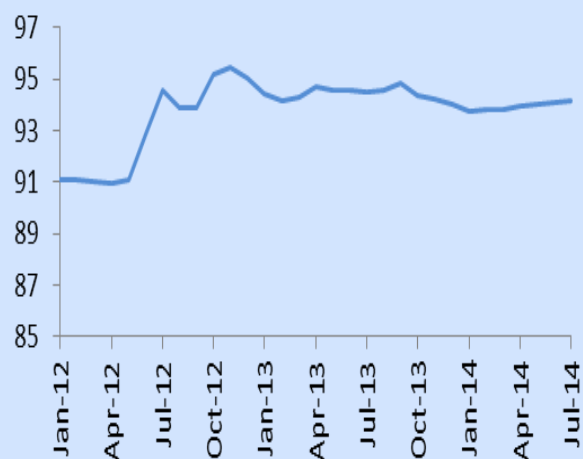
Company	Financial Year	Amount Rs	Last cum date	Payment date
OFFICIAL				
SBM Holdings	31-Dec-2014	0.013	01-Dec-2014	18-Dec-2014*

*Subject to regulatory approval

World Equity – MSCI

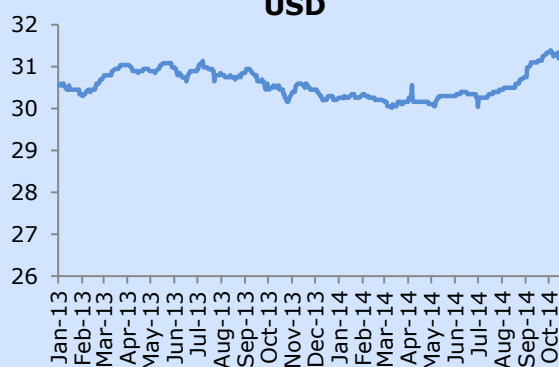


Mauritius Exchange Rate

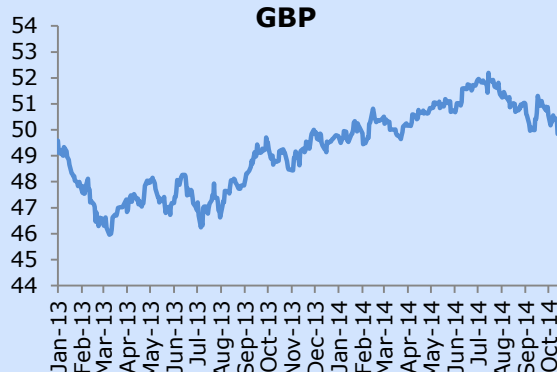


Forex

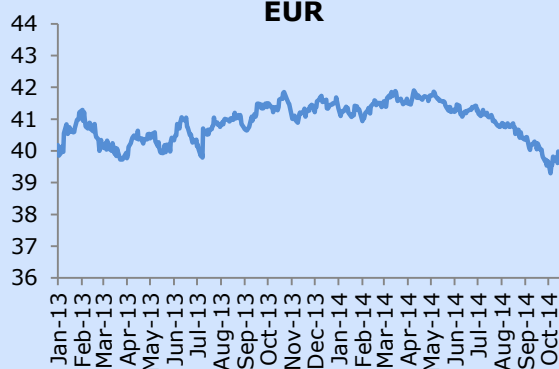
USD



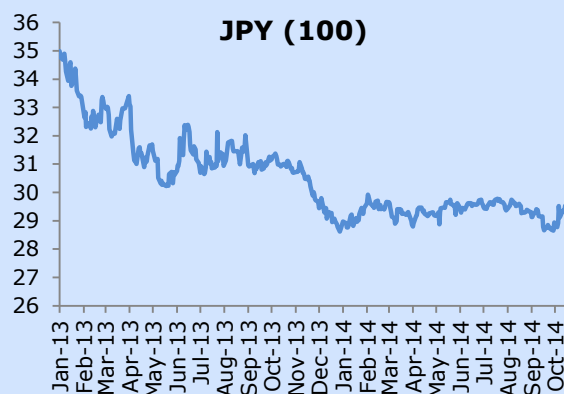
GBP



EUR



JPY (100)



Sector/Stock	Year-end	Price 10.10.2014	Price 17.10.2014	Change for the week(%)	Change since 31.12.13 (%)	Volume traded	Value traded	Shares in issue(m)	Market Cap (Rsm)	Weighted Market cap	EPS hist (Rs)	DPS hist (Rs)	PER hist (x)	Yield hist (%)	Latest NAV (Rs)	ROE (%)	Price/NAV Ratio
Banks, Insurance & Other Finance																	
BRAMER BANKING	31-Dec	6.70	6.60	(1.5)	(17.3)	79,000	528,392	901.29	5,948.5	2.54%	0.10	0.04	66.00	0.6	1.45	-	4.55
CIIM FINANCIAL SERVICES	30-Sep	8.70	8.64	(0.7)	6.1	49,631	430,980	680.52	5,879.7	2.51%	0.73	0.22	11.8	2.55	3.62	20.17	2.39
OCB Group	30-Jun	212.50	211.00	(0.7)	0.5	333,105	70,301,849	237.98	50,213.1	21.44%	18.34	6.10	11.5	2.89	130.13	14.09	1.62
MEI	30-Jun	116.00	116.00	0.0	10.5	-	-	8.00	928.0	0.40%	9.52	3.50	12.2	3.0	89.71	10.61	1.29
MUA	31-Dec	77.00	75.00	(2.6)	22.0	20,630	1,548,330	40.08	3,006.0	1.28%	6.47	2.50	11.6	3.3	88.14	7.34	0.85
SBM	31-Dec	1.05	1.03	(1.9)	(1.0)	36,742,552	38,085,359	30,374.02	31,285.2	13.36%	0.12	0.06	8.7	5.8	0.79	15.00	1.30
SWAN	31-Dec	325.00	325.00	0.0	3.2	103	33,475	8.28	2,689.4	1.15%	27.13	10.90	12.0	3.4	214.14	12.67	1.52
Commerce																	
CMPL	31-Dec	25.00	25.00	0.0	(7.4)	-	-	2.19	54.8	0.02%	0.15	0.50	166.7	2.0	42.40	-	0.59
ENL COMMERCIAL	30-Jun	23.60	23.50	(0.4)	4.4	8,718	205,679	29.17	685.6	0.29%	1.78	1.20	-	5.1	27.06	-	0.87
H MALLAC	31-Dec	119.00	119.00	0.0	10.2	-	-	11.26	1,339.9	0.57%	-	3.00	-	2.5	144.01	-	0.83
INNODIS	30-Jun	59.50	59.25	(0.4)	13.9	24,000	1,428,090	36.73	2,176.3	0.93%	3.10	1.85	19.1	3.1	52.22	5.94	1.13
IBL	30-Jun	115.75	115.25	(0.4)	13.0	113,504	13,137,338	71.44	8,233.3	3.52%	7.40	2.50	15.6	2.2	70.33	10.52	1.64
VIVO ENERGY	31-Dec	139.00	139.00	0.0	(8.6)	2,300	319,700	29.32	4,075.8	1.74%	7.59	3.80	18.3	2.7	18.62	40.76	-
Industry																	
GAMMA CIVIC	31-Dec	50.00	48.00	(4.0)	37.1	349,800	17,206,175	133.25	6,396.0	2.73%	2.67	1.57	18.0	3.3	22.09	12.08	2.17
GO LIFE INTERNATIONAL PCC	28-Feb	0.04	0.04	0.0	0.0	-	-	96.65	146.6	0.06%	-	-	-	-	0.05	-	-
PBL	30-Jun	213.00	213.00	0.0	11.5	1,016	217,008	16.45	3,503.2	1.50%	39.83	8.40	5.3	3.9	183.20	21.74	1.16
MCFI	30-Jun	25.60	26.50	3.5	10.4	710	18,776	22.01	583.2	0.25%	0.55	1.00	48.2	3.8	34.42	1.60	0.77
MOROIL	30-Jun	28.00	28.00	0.0	0.0	11,600	324,800	33.28	931.8	0.40%	1.26	1.20	22.2	4.3	12.47	10.11	2.25
PIM	30-Jun	76.00	76.00	0.0	(1.3)	800	60,800	2.00	152.0	0.06%	8.83	4.00	8.6	5.3	53.20	16.60	1.43
UBP	30-Jun	80.00	80.00	0.0	(15.8)	17,938	1,435,065	26.51	2,120.8	0.91%	2.59	2.75	30.9	3.4	104.36	2.48	0.77
Investments																	
ALTANTIC LEAF PROPERTIES - (GBP)	28-Feb	1.00	1.00	0.0	-	-	-	-	-	-	-	-	-	-	-	-	-
ALTEO LIMITED	30-Jun	36.00	35.00	(2.8)	(5.4)	199,104	7,076,739	318.49	11,147.2	4.76%	0.20	0.80	175.0	2.3	52.77	-	0.66
BMH	31-Dec	300.00	300.00	0.0	27.7	-	-	4.27	1,280.0	0.55%	10.36	8.00	29.0	2.7	435.00	2.38	0.69
CAUDAN	30-Jun	1.24	1.26	1.6	11.5	691,700	863,108	819.52	1,032.6	0.44%	0.05	0.04	25.2	3.2	3.56	-	0.35
CIEL LIMITED	30-Jun	7.62	7.64	0.3	0.3	2,960,188	22,643,085	1,576.18	12,042.0	5.14%	-	0.10	0	1.3	7.95	-	0.96
FINCORP	30-Jun	23.75	21.80	(8.2)	17.8	185,100	4,167,290	103.36	2,253.1	0.96%	1.52	0.45	14.3	2.1	35.93	-	0.61
NDIT	30-Jun	5.96	5.92	(0.7)	(1.3)	106,773	632,743	423.39	2,506.5	1.07%	0.23	0.32	25.7	5.4	4.32	-	1.37
MIT	30-Jun	52.50	51.00	(2.9)	19.4	18,955	965,705	13.70	698.8	0.30%	0.75	0.60	68.0	1.2	70.65	-	0.72
PAD	30-Jun	100.00	100.00	0.0	20.5	183,442	18,036,198	38.91	3,891.0	1.66%	6.68	2.00	15.0	2.0	190.84	-	0.52
POLICY	31-Dec	7.90	7.90	0.0	5.3	36,900	291,510	226.99	1,793.2	0.77%	0.52	0.40	15.2	5.1	5.72	9.09	1.38
ROCKCASTLE (USD)	31-Mar	1.80	1.80	0.0	38.5	16,598	935,981	-	-	-	0.27	0.04	6.7	2.3	1.43	-	1.26
ROGERS	30-Sep	260.00	260.00	0.0	30.7	40,085	10,530,625	25.20	6,553.2	2.80%	17.67	8.00	14.7	3.1	357.71	4.94	0.73
ENL LAND (O)	30-Jun	50.50	50.50	0.0	0.0	11,300	567,150	230.50	11,640.3	4.97%	3.18	1.25	15.9	2.5	86.76	3.67	0.58
ENL LAND (P)	30-Jun	45.00	45.00	0.0	0.0	1,500	67,500	-	-	-	-	2.80	-	6.2	-	-	-
TERRA	31-Dec	36.40	35.00	(3.8)	(10.3)	402,379	14,107,795	227.55	7,964.3	3.40%	1.60	0.80	21.9	2.3	71.46	2.24	0.49
UNITED DOCKS	30-Jun	68.00	68.00	0.0	(6.2)	1,356	92,294	10.56	718.1	0.31%	-	-	-	-	178.59	-	0.38
Leisure & Hotels																	
ASL	31-Dec	97.00	97.00	0.0	(15.7)	-	-	3.54	342.9	0.15%	11.60	10.00	8.4	10.3	11.40	101.75	8.51
LOTTOTECH	31-Dec	11.45	11.35	(0.9)	-	161,424	1,851,445	340.00	3,859.0	1.65%	0.67	0.49	17.6	4.2	0.63	106.56	18.05
NMH	30-Sep	88.00	87.50	(0.6)	(1.1)	1,218,314	106,599,649	161.42	14,124.6	6.03%	0.29	1.00	38.2	-	84.66	-	1.03
LUX ISLAND RESORTS	30-Jun	56.00	55.50	(0.9)	41.2	239,875	13,226,897	114.03	6,328.9	2.70%	2.38	0.50	23.3	-	37.92	-	1.46
SUN RESORTS	31-Dec	45.00	45.45	1.0	9.3	416,446	18,758,208	113.40	5,153.9	2.20%	-	-	-	-	56.48	-	0.80
Property Development																	
BlueLife Limited	31-Dec	6.84	6.74	(1.5)	-	39,273	265,691	425.3	2,866.5	0.18%	4.27	-	1.6	-	8.82	-	0.76
Sugar																	
OMNICANE	31-Dec	88.00	86.00	(2.3)	(3.4)	7,687	666,037	67.01	5,763.1	2.46%	6.24	2.75	13.8	3.2	128.46	4.86	112.14
Transport																	
AIR MAURITIUS	31-Mar	17.40	17.75	2.0	10.9	124,428	2,218,428	102.31	1,815.9	0.78%	3.33	0.50	5.3	2.8	31.33	-	0.57
Foreign																	
DALE CAPITAL GROUP LIMITED	28-Feb	2.80	2.80	0.0	(26.3)	-	-	25.78	72.2	0.03%	1.48	-	-	-	0.03	-	-
Funds/GBL Companies																	
Sanlam Africa Core Real Estate Fund Ltd (Class A Shares) USD	31-Dec	5.70	5.70	0.0	-	-	-	-	-	-	0.54	0.10	10.6	1.8	5.85	9.23	1.00
EXCHANGE TRADED FUND(ETF)																	
eRAFI TM Securities - Listing on 06.10.14		134.10	134.10	0.0	-	-	-	-	-	-	-	-	-	-	-	-	-
NewGold Issuer Limited		386.85	386.85	0.0	-	-	-	-	-	-	-	-	-	-	-	-	1.00
NewPlat Limited		434.25	434.25	0.0	-	-	-	-	-	-	-	-	-	-	-	-	2.00
Total						44,850,635	377,776,911		234,196.5								

Code	Debentures	Nominal Value (Rs)	Price 10.10.2014	Price 17.10.2014	Volume Traded	Value Traded (Rs)	YTM on last traded price (%)	Accrued Interest (Rs)	Redemption Date	Maturity Date
MCB.D2023	The Mauritius Commercial Bank Ltd - Notes	1,000.00	1,052.51	1,052.44	7,021.00	7,389,263	5.25	12.33	8-Aug-13	8-Aug-23
NRL.D0701	Lux Island Resorts Ltd - F / P - Convertible Bond	10.00	12.80	13.00	22,910.00	294,186	-	0.05	31-Mar-11	31-Dec-17
OMNI.D0501	Omnicane Ltd - Notes	1,000,000.00	1,000,000.00	1,000,000.00	-	-	7.15	25,073.97	16-Aug-12	15-Aug-17
OMNI.D0301	Omnicane Ltd - Notes (Second Issue)	100,000.00	100,240.36	100,240.36	-	-	5.50	1499.18	18-Jan-13	17-Jan-16
SBM.D2024	SBM Holdings Ltd - Bond (Rs)	10,000.00	10,088.90	10,088.90	-	-	5.88	70.00	10-Mar-14	10-Mar-24
SBM.D2021	SBM Holdings Ltd - Bond (USD)	1000.00 (USD)	1,000.47	1,000.47	-	-	2.06	8.17	30-May-14	30-May-21
UBP.D0018	United Basalt Products - Bonds	100.00	100.23	100.23	2,470.00	247,568	5.78	0.35	31-Oct-13	31-Oct-18

Sector/Stock	Year-end	Price 10.10.2014	Price 17.10.2014	Change for the week(%)	Change since 31.12.13 (%)	Volume traded	Value traded	Shares in issue(m)	Market Cap (Rsm)	Weighted Market cap	EPS hist (Rs)	DPS hist (Rs)	PER hist (x)	Yield hist (%)	Latest NAV (Rs)	ROE (%)	Price/NAV Ratio
Banks, Insurance & Other Finance																	
ANGLO MAURITIUS ASSURANCE	31-Dec	850.00	850.00	0.0	30.8	29	26,100	2.63	2,235.5	4.99%	34.16	41.80	24.9	4.9	-	-	-
Commerce																	
ABC MOTORS	30-Jun	90.50	90.50	0.0	(29.4)	-	-	6.18	558.8	1.25%	5.95	1.70	15.2	1.9	75.88	7.84	1.19
ASSOCIATED COMMERCIAL	30-Jun	167.00	167.00	0.0	2.5	-	-	1.14	190.7	0.43%	24.10	4.20	6.9	2.5	249.27	9.67	0.67
CHEMCO	31-Dec	22.00	23.00	4.5	2.2	200	4,600	6.21	142.8	0.32%	1.26	1.00	18.3	4.5	16.57	7.60	1.39
CIE IMMOBILIERE	31-Dec	423.50	423.50	0.0	(13.4)	-	-	0.27	112.7	0.25%	25.50	17.00	16.6	4.0	1,070.76	2.38	0.40
Information Communication & Technology																	
BHARAT TELECOM	31-Mar	47.40	47.40	0.0	(25.9)	-	-	19.14	907.2	2.03%	-	-	-	-	10.41	-	-
Industry																	
BYCHEMEX	31-Dec	13.00	12.50	(3.8)	16.8	4,200	52,520	5.00	62.5	0.14%	0.27	0.60	46.3	4.6	6.90	3.91	1.81
FORGES TARDIEU	31-Dec	167.00	167.00	0.0	(1.8)	-	-	1.92	320.6	0.72%	24.10	2.35	6.9	1.4	186.62	-	0.89
LES GAZ INDUSTRIELS	30-Jun	117.00	117.00	0.0	(12.7)	-	-	2.61	305.5	0.68%	5.16	3.00	22.7	2.6	89.59	5.76	1.31
LIVESTOCK FEED (O)	30-Jun	26.00	26.00	0.0	20.1	3,800	98,800	31.50	819.0	1.83%	2.68	1.00	9.7	3.8	38.22	7.01	0.68
LIVESTOCK FEED (P)	30-Jun	26.00	26.00	0.0	17.6	100	2,600	-	-	0.00%	-	1.20	-	4.6	-	-	-
LES MOULINS DE LA CONCORDE (O)	30-Jun	155.25	155.25	0.0	(8.7)	780	121,095	5.40	838.4	1.87%	5.55	7.00	28.0	4.5	230.61	2.41	0.67
LES MOULINS DE LA CONCORDE (P)	30-Jun	322.00	322.00	0.0	0.6	-	-	-	-	0.00%	-	20.00	-	6.2	-	-	-
MAURITIUS COSMETICS	31-Dec	53.00	53.00	0.0	(7.8)	25	1,325	4.50	238.5	0.53%	21.65	0.60	2.4	1.1	222.75	9.72	0.24
MARGARINE INDUSTRIES	31-Dec	923.00	923.00	0.0	0.0	-	-	0.30	276.9	0.62%	78.74	60.00	11.7	6.5	640.14	12.30	1.44
MAURITIUS SECONDARY INDUSTRIES	30-Jun	33.35	33.35	0.0	0.9	-	-	0.80	26.7	0.06%	7.80	1.30	4.3	3.9	65.38	11.93	0.51
PAPER CONVERTING	31-Dec	50.00	50.00	0.0	0.0	5,500	275,000	1.50	75.0	0.17%	13.97	0.60	3.6	1.2	134.27	10.40	0.37
QUALITY BEVERAGE	31-Dec	6.76	6.76	0.0	(15.3)	-	-	7.11	48.1	0.11%	-	-	-	-	44.10	-	0.15
SOAP & ALLIED INDUSTRIES	31-Dec	21.75	21.75	0.0	(31.5)	-	-	4.10	89.2	0.20%	0.71	-	30.6	-	58.62	1.21	0.37
SODIA	30-Jun	0.20	0.20	0.0	17.6	293,800	56,578	210.00	42.0	0.09%	0.03	-	6.7	-	-	-	-
VITAL WATER BOTTLING	31-Dec	54.00	54.00	0.0	5.9	500	27,000	2.20	118.6	0.26%	4.08	3.00	13.2	5.6	24.75	-	2.18
Investments																	
ASCENCIA Ltd (Class A Shares)	30-Sep	12.27	12.25	(0.1)	31.3	15,700	375,100	213.50	2,615.4	5.84%	213.92	35.80	0.1	291.8	1,538.00	13.91	0.01
ASCENCIA Ltd (Class B Shares)	30-Sep	10.17	10.15	(0.2)	1.5	-	-	157.3	1,596.2	3.57%	201.0	22.9	0.1	225.2	1,538.00	-	-
ENL INVESTMENT LTD	30-Jun	48.50	49.50	2.1	(1.0)	63,589	3,123,955	86.29	4,271.3	9.54%	3.99	1.50	12.4	3.1	85.91	4.64	0.58
ENL LTD (P)	30-Jun	31.50	29.90	(5.1)	10.7	8,675	259,716	-	-	0.00%	2.59	0.74	11.5	2.3	76.16	-	-
EUDCOS	30-Jun	16.00	16.00	0.0	7.0	44	704	121.45	1,943.2	4.34%	1.02	0.73	15.7	4.6	11.91	8.57	1.34
FIDES	30-Jun	88.00	86.00	(2.3)	(15.3)	4,425	384,807	8.82	758.5	1.69%	2.25	1.75	38.2	2.0	163.46	26.12	0.53
PHOENIX INVESTMENT	30-Jun	141.75	141.75	0.0	13.4	229	32,461	5.69	805.8	1.80%	35.30	7.09	4.0	5.0	155.32	22.73	0.91
RHT HOLDING LTD	30-Jun	30.00	28.00	(6.7)	(20.0)	600	17,000	12.16	340.5	0.76%	2.01	0.65	13.9	2.2	53.06	-	0.53
UNITED INVESTMENT	30-Jun	11.00	11.05	0.5	0.5	135,114	1,486,514	151.46	1,673.6	3.74%	1.08	0.08	10.2	0.7	12.08	8.94	0.91
Leisure & Hotels																	
CONSTANCE HOTELS SERVICES	31-Dec	40.00	40.00	0.0	8.1	58,700	2,347,635	63.96	2,558.4	5.72%	-	-	-	-	46.10	-	0.87
MORNING LIGHT	31-Dec	41.80	41.80	0.0	(0.5)	-	-	45.96	1,921.2	4.29%	0.38	0.70	110.0	1.7	23.22	-	1.80
SOUTHERN CROSS TOURIST HOTEL	31-Dec	6.74	7.30	8.3	10.6	3,000	21,900	125.64	917.2	2.05%	0.27	-	27.0	-	2.99	9.03	2.44
TROPICAL PARADISE (O)	30-Jun	7.30	7.26	(0.5)	8.4	9,000	65,340	122.50	889.4	1.99%	0.12	0.06	60.5	0.8	11.52	-	0.63
TROPICAL PARADISE (P)	30-Jun	189.00	199.00	5.3	7.0	300	59,650	-	-	0.00%	-	16.00	-	8.5	-	-	-
Mineral & Exploration																	
SHUMBA COAL -(USD)	31-Dec	0.12	0.12	-	-	-	-	170.89	639.2	1.43%	-	-	-	-	0.02	-	5.71
Others																	
CARGOHUB CAPITAL Ltd - (Eur)	31-Dec	30.00	30.00	0.0	-	-	-	1.13	-	0.00%	3.01	-	10.0	-	31.33	9.61	0.96
COVIFRA	31-Oct	9.00	9.00	0.0	(2.6)	5,000	45,000	56.61	509.5	1.14%	0.10	-	90.0	-	37.21	0.27	0.24
CIEL TEXTILE LTD	30-Jun	39.00	38.90	(0.3)	53.8	1,328,086	51,776,557	101.81	3,960.3	8.85%	5.08	2.00	7.7	5.1	37.36	13.60	1.04
HOTELEST	31-Dec	36.50	36.80	0.8	16.8	830,298	30,555,990	32.62	1,200.5	2.68%	-	-	-	-	45.87	-	0.80
MEDICAL & SURGICAL CENTRE	31-Dec	1.70	1.75	2.9	4.2	86,234,892	150,911,061	569.94	997.4	2.23%	0.10	0.04	17.5	2.4	0.93	10.75	1.88
MAURITIUS FREEPORT DEVELOPMENT	31-Dec	11.25	11.75	4.4	67.9	17,100	200,925	150.00	1,762.5	3.94%	0.32	-	36.7	-	6.69	4.78	1.76
SIT LAND HOLDINGS OPT	30-Jun	17,100.00	17,500.00	2.3	(2.8)	3	52,300	-	-	-	-	-	-	-	-	-	-
Sugar																	
CONSTANCE LA GAIETE	31-Dec	150.00	150.00	0.0	(3.2)	23	3,450	4.80	720.0	1.61%	-	4.50	-	3.0	103.21	-	1.45
MEDINE LTD (O)	30-Jun	75.00	70.50	(6.0)	3.7	29,106	2,175,036	86.94	6,129.3	13.69%	-	1.20	-	1.6	81.74	-	0.86
MEDINE LTD (P)	30-Jun	75.00	73.00	(2.7)	18.2	261,905	19,192,875	-	-	0.00%	-	1.20	-	1.6	-	-	-
UNION SUGAR ESTATE	31-Dec	50.50	50.50	0.0	(2.9)	-	-	18.90	954.5	2.13%	2.01	-	25.1	-	69.44	-	0.73
Transport																	
UNITED BUS SERVICE	30-Jun	37.70	37.70	0.0	(3.3)	1	40	4.97	187.3	0.42%	2.70	2.00	14.0	5.3	41.34	6.53	0.91
Total						89,384,724	270,753,633		44,759.7								

Code	Debentures	Nominal Value (Rs)	Price 10.10.2014	Price 17.10.2014	Volume Traded	Value Traded (Rs)	YTM on last traded price (%)	Accrued Interest	Redemption Date	Maturity Date
UITIN.B0401	United Investments Ltd - Bond	100.00	99.97	100.00	70,000	7,000,000	7.13	2.39	31-Jan-12	31-Jan-16