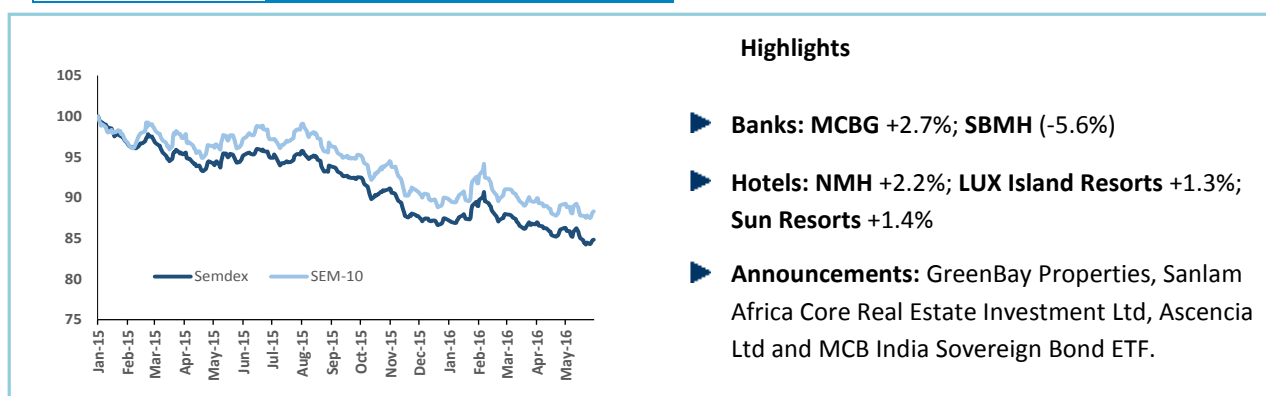


Market Highlights

INDICES	LATEST	W-O-W % CHANGE	YTD % CHANGE
LOCAL (Friday's closing)			
SEMDEX	1,756.11	0.4	(3.0)
SEM-10	339.76	0.58	(1.9)
DEMEX	192.56	(0.8)	(3.4)
REGIONAL (Thursday's closing)			
FTSE/JSE (SOUTH AFRICA)	53,518.36	(0.7)	5.0
NGSE (NIGERIA)	26,910.23	(4.8)	0.5
EGX 30 (EGYPT)	7,572.39	0.4	8.5
NSEASI (KENYA)	143.61	(1.8)	(0.3)
BGSMDC (BOTSWANA)	10,195.77	(0.0)	(3.9)
GGSECI (GHANA)	1,751.60	(1.1)	(11.9)
INTERNATIONAL (Thursday's closing)			
DOW JONES	17,789.67	(0.3)	0.4
CAC 40	4,475.39	(0.8)	(4.8)
SENSEX	26,843.14	1.8	3.4
DAX	10,204.44	(0.7)	(6.0)
NIKKEI	16,562.55	(1.3)	(12.7)
FTSE 100	6,191.93	(1.2)	(1.9)

	%
GDP GROWTH (2016) by Statistics Mauritius	3.9
UNEMPLOYMENT RATE (2015)	7.9
CPI HEADLINE INFLATION	0.8
BUDGET DEFICIT (% of GDP) – Jul2015/Jun2016	3.6
REPO RATE	4.40
91 DAY T-BILLS	2.13
182 DAY T-BILLS	2.21
364 DAY T-BILLS	2.42
5-YEAR GOVT BONDS	4.23
10-YEAR GOVT BONDS	5.47

FOREX	LATEST	W-O-W % CHANGE	YTD % CHANGE
MUR/US\$	35.73	0.8	-1.0
MUR/GBP	51.54	-0.9	-3.7
MUR/INR	0.53	1.0	-1.9
MUR/JPY	32.77	1.9	10.0
MUR/ZAR	2.29	0.4	-0.9
MUR/EURO	39.87	0.6	1.1



Research Desk

Email: securities.research@swanforlife.com

Swan Securities Ltd

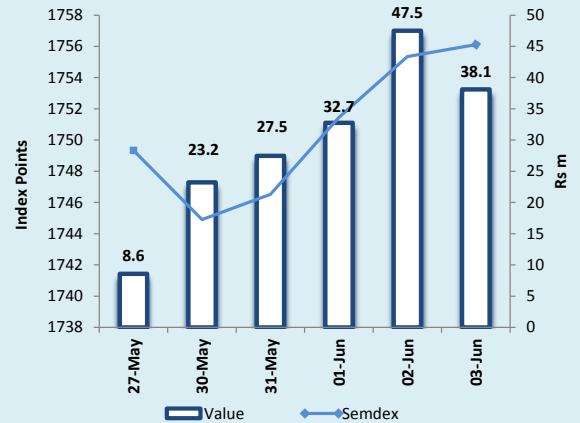
Swan Centre
10 Intendance Street
Port Louis, Mauritius

T (230) 208 7010
F (230) 212 9867
W swanforlife.com

BRN C06007932

This document may not be reproduced, copied, distributed for any purpose without the prior consent of Swan Securities Ltd. The information and opinions contained in this document have been completed or arrived at by Swan Securities Ltd from sources believed to be reliable and in good faith, but no representation or warranty express or implied is made as to their accuracy completeness or correctness. The information contained in this document is published for the assistance of recipients but is not to be relied upon as being authoritative or taken as substitution for the exercise of judgments by any recipient. Swan Securities Ltd accepts no liability whatsoever for any direct or consequential loss arising from any use of this document and its contents.

	Wk/ending 27.05.2016	Wk/ending 03.06.2016
SECTORAL INDICES		
BANKING INDEX	2,795.36	2,799.41
HOTEL INDEX	269.51	274.33
FOREIGN TRANSACTIONS (Rsm)		
TOTAL FOREIGN PURCHASES	57.53	75.68
TOTAL FOREIGN SALES	75.43	51.84
NET FOREIGN INFLOW/(OUTFLOW)	(17.90)	23.84
MARKET CAPITALISATION (Rsbm)		
OFFICIAL & DEM	242.39	243.66
DIVIDEND YIELD (%)		
OFFICIAL MARKET	4.09	4.08
PER(x)		
OFFICIAL MARKET	12.47	12.52



News

GreenBay Properties Ltd - has raised ZAR4 billion through the placing of 3 333 333 333 new shares at a price of R1.20 per share on the South African register and GBP0.052 on the Mauritian register.

Sanlam Africa Core Real Estate Investments Limited -the Annual Meeting of Shareholders of Sanlam Africa Core Real Estate Investments Limited will be held on 23 June 2016.

Ascencia Ltd – Ascencia Non-voting preference shares will cease on 27-June-2016 and converted into Class A shares. The latter will be issued on the 30 June and will resume trading on 01 July 2016. Ascencia Class B will cease on 28 June 2016 at the close of business. The Class B shares will be automatically converted into Class A ordinary shares at a conversion rate of 1:1. The trading of the Class A shares arising upon conversion will commence on the Stock Exchange of Mauritius Ltd on 04 July 2016.

MCB India Sovereign Bond ETF - The Shares will be listed and traded on the Official Market of the Stock Exchange of Mauritius Ltd on 6 June 2016.

Official Market

Turnover for the week stood at Rs169.0m, geared towards the banking duo which accounted for 51.0% of weekly value traded. The Semdex and the Sem-10 rose to 1,756.11 points (+0.4%) and 339.76 points (+0.6%) respectively. **Foreigners** were net buyers to the tune of Rs31.8m.

MCBG continued on its upward trend, gaining 2.7% to Rs213.00 on 287.4k shares. Foreign investors were net buyers on the stock to the amount of Rs41.7m. On the other hand, **SBMH** shed off last week's gains to settle at Rs0.67 (-5.6%) on 37.7m shares. Finance stock **Cim** declined to Rs6.84 (-2.0%) while insurance stock **MUA** rose by 4.7% to Rs61.25 on 48.7k shares.

On the commerce counter, **IBL** and **Vivo** edged up by 2.3% and 1.1% to Rs123.00 and Rs93.00 on 35.4k and 20.0k shares respectively. Losers were **CMPL** (-3.4%), **ENL Comm** (-3.0%) and **Innodis** (-1.4%).

At the level of industrials, **Gamma** inched up to Rs22.90 (+0.4%) on 11.9k shares and **PBL** reached Rs356.00 (+0.3%) with a total of 19.8k shares. **PIM** declined to Rs60.00 (-0.8%) and **UBP** fell to Rs79.50 (-0.6%).

Investment stock **Rogers** climbed to Rs26.75 (+1.9%) on 118.9k shares and **ENL Land (O)** settled the week at Rs41.35 (+0.4%) on 21.2k shares. Other movers on the counter were: **Ciel** (+0.3%), **POLICY** (-3.4%), **BMH** (-0.7%), **Fincorp** (-0.5%) and **NIT** (-0.5%).

Leisure stock **ASL** was the best performer of the week, hiking by 20.8% to Rs57.00 on a total of 7.5k shares. **Lottotech** rose by 0.5% to Rs4.32. **NMH** moved up to Rs20.55 (+2.2%) on 339.2k shares while **NMH (P)** fell to Rs11.30 (-1.3%) on 13.5k shares. **SUN** and **LUX** recouped 1.4% and 1.3% to reach Rs33.50 and Rs57.00 respectively.

Property developer **BlueLife** reached yet another all-time low, closing at Rs1.99 (-0.5%). Sugar stock **Omnican** dropped by 2.7% to Rs62.00 and national carrier **Air Mauritius** closed the week at Rs12.60 (-0.4%).

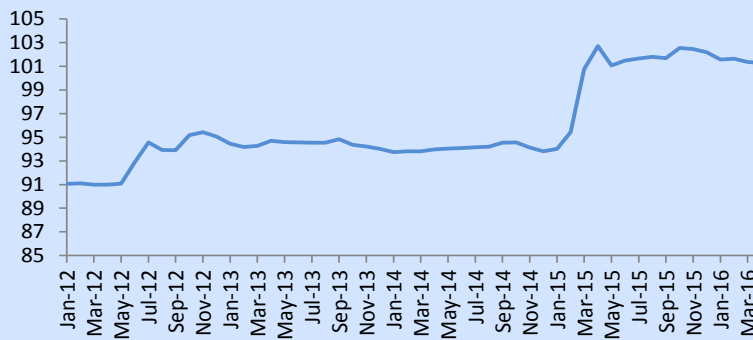
DEM

The **Demex** lost 0.8% to reach 192.56 points. **Overall market turnover** amounted to Rs27.06m, geared towards **Ciel textile** and **Attitude Property** which accounted for 48.45% of TMT. The former declined by 0.3% to Rs38.50 on 242.1k shares traded and the latter edged lower by 0.5% to Rs10.00 on 378.2k shares exchanged. Of note, weekly turnover included the trading of ABC Banking Corporation rights which amounted to Rs3.1m. On the insurance counter, **Swan life** lost 4.5% to Rs1,050.00 on 517 shares. On the Commerce counter, **Chemco** was the sole mover down by 2.4% to Rs16.10 on 700 shares exchanged. On the investment counter, **United Investment** was the sole gainer up by 1.0% to Rs10.10. Decliners were **Phoenix Investment** (-2.2%), **ENL Ltd (P)** (-2.0%), **RHT** (-1.9%), **EUDCOS** (-1.0%), and **The Bee Equity Partners** (-0.6%). On the leisure counter, **Tropical Paradise (P)** closed higher to Rs175.00 (+4.8%) and **Southern Cross** to Rs5.06 (+1.2%). Other movers were **Hotelest** (-1.7%), **SIT** (+6.3%) and **Medine** (-2.5%). On the debt board, **UTIN bond** closed at Rs100.69 on 30.0k bonds exchanged.

Dividend Announcements

Company	Financial Year	Amount Rs	Last cum date	Payment date
OFFICIAL				
SBMH	31-Dec-16	Re0.01	06-Jun-16	27-Jun-16
DEM				
Ascencia Ltd – Non Voting preference	30-Jun-16	0.44701	27-Jun-16	30-Jun-16
UBS	30-Jun-16	1.00	09-Jun-16	15-Jul-16

Mauritius Exchange Rate Index



Forex

