

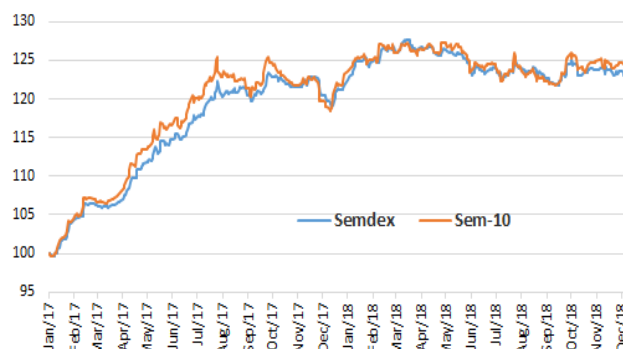
**Market Highlights**

Turnover for the week amounted to Rs264.6m, geared towards MCBG, Mainland real estate, SBMH and IBL Ltd which made up to 50.1% of TMT. During the week, MCBG gained pace to reach Rs280.00 however the stock closed lower previous week at Rs276.50 (-0.5%). As for its peer SBMH, the stock was on a weakness and closed further down at Rs6.00 (-2.0%). 591.1k shares of Mainland real estate was traded on Monday and the price fell GBP1.70 (-15.0%). ENL comm and ENL Land both closed higher by 1.9% to Rs26.80 and 55.00 respectively. Foreigners were net sellers during the week to the tune of Rs4.2m.

**Market summary**

Market Summary	07.12.2018	30.11.2018
<b>SECTORIAL INDICES OFFICIAL</b>		
BANKING INDEX	3,293.39	3,320.99
HOTEL INDEX	355.89	357.92
<b>FOREIGN TRANSACTIONS (Rs M)- OFFICIAL &amp; DEM</b>		
TOTAL FOREIGN PURCHASES	60.58	75.85
TOTAL FOREIGN SALES	64.05	48.04
NET FOREIGN INFLOW/(OUTFLOW)	-3.47	27.81
<b>MARKET CAPITALISATION (Rs Bn)</b>		
OFFICIAL (Semdex) & DEM *	328.65	328.57
OFFICIAL (SEM- ASI) & DEM *	428.99	428.91
<b>DIVIDEND YIELD (%)</b>		
OFFICIAL MARKET	3.35	3.35
<b>PER (x)</b>		
OFFICIAL MARKET	15.55	15.55
<b>TOTAL MARKET TURNOVER (Rs M)</b>		
OFFICIAL MARKET	264.58	186.12
<b>FOREIGN PARTICIPATION (%)</b>		
OFFICIAL MARKET	23.28557391	32.11

**Semdex vs Sem10**



**Equities performance**

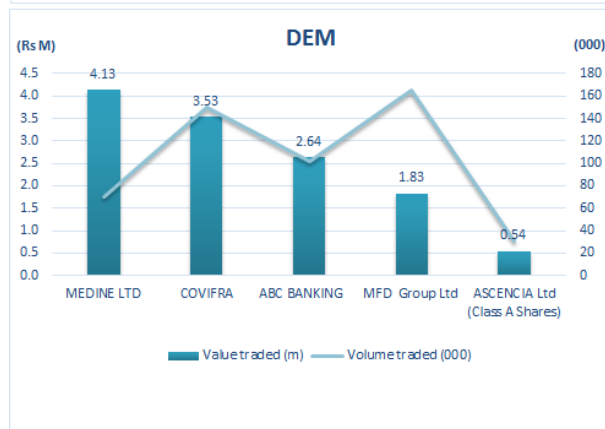
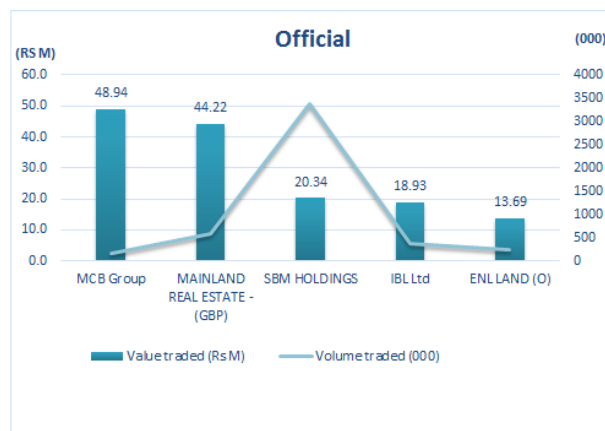
Official top performers	W-O-W (%)	YTD (%)	Closing price (Rs)
MCB India Sovereign Bond -(USD)	2.80	(12.57)	9.18
ENL COMMERCIAL	1.90	109.38	26.80
ENL LAND (O)	1.85	32.05	55.00
CORESHARES S&P GLOBAL PROPERTY ETF - (USD)	1.58	(0.77)	2.57
ROGERS	1.43	13.42	35.50

Official worst performers	W-O-W (%)	YTD (%)	Closing price (Rs)
MAINLAND REAL ESTATE - (GBP)	(15.00)	(15.00)	1.70
TERRA	(4.84)	(22.54)	21.65
BLUELIFE LIMITED	(4.29)	16.52	2.68
CORESHARES S&P 500 ETF - (USD)	(3.65)	(1.49)	2.64
MCFI	(2.84)	(3.58)	18.85

DEM top performers	W-O-W (%)	YTD (%)	Closing price (Rs)
CHEMCO	5.14	17.80	22.50
LIVESTOCK FEED (P)	3.33	21.57	31.00
Kolos Cement Ltd - Intro 19.02.18	1.82	-	112.00
EUDCOS	1.59	(4.71)	19.20
LIVESTOCK FEED (O)	1.49	30.77	51.00

DEM worst performers	W-O-W (%)	YTD (%)	Closing price (Rs)
MFD Group Ltd	(5.15)	4.25	11.05
CIE IMMOBILIERE	(3.10)	19.67	657.00
ENL LTD (P)	(3.02)	58.97	46.50
SOAP & ALLIED INDUSTRIES	(2.96)	(6.37)	21.30
THE BEE EQUITY PARTNERS	(1.94)	20.68	35.30

**Top traded stocks**



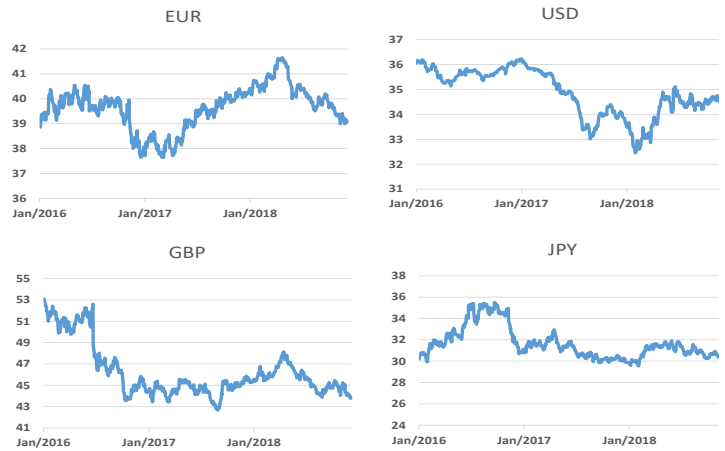
## Indicators

Indices	07.12.2018	W-O-W (%)	YTD (%)
<b>LOCAL (Friday Closing)</b>			
SEM - ASI	2,033.29	(0.41)	(8.49)
SEMDEX	2,222.76	(0.50)	0.94
SEM - VWAP	2,037.91	(0.38)	(8.18)
SEM - 10	428.85	(0.19)	1.67
DEMEX	236.06	+0.13	2.77
<b>REGIONAL (Thursday Closing)</b>			
FTSE/JSE (SOUTH AFRICA)	51,709.16	(0.36)	(12.29)
NGSE (NIGERIA)	31,151.68	0.41	(17.78)
NSEASI (KENYA)	146.46	0.80	(13.85)
BGSMDC (BOTSWANA)	7,874.30	(0.60)	(11.15)
GGSECI (GHANA)	2,559.04	(0.10)	(0.40)
<b>INTERNATIONAL (Thursday Closing)</b>			
DOW JONES (INDUSTRY)	25,027.07	(1.34)	1.02
CAC 40	4,944.37	(0.78)	(7.40)
SENSEX	35,312.13	(2.37)	4.33
DAX	11,200.24	(0.87)	(13.71)
NIKKEI	21,501.62	(3.42)	(5.63)
FTSE 100	6,921.84	(1.18)	(9.20)

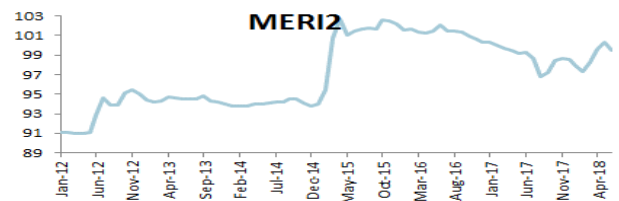
SEM-10 Stocks (Market Cap)	Closing Price (Rs)	Value traded (Rs M)	Volume traded (000)
MCB Group	276.50	48.94	176.06
IBL Ltd	51.00	18.93	371.09
SBM HOLDINGS	6.00	20.34	3370.77
ENL LAND (O)	55.00	13.69	253.21
GRIT Real Estate Income Group - USD	1.42	0.47	9.58
NMH	21.40	9.22	426.64
CIEL LIMITED	6.66	8.12	1230.58
LUX ISLAND RESORTS	72.00	11.30	156.96
SUN RESORTS	50.00	3.93	78.59
PBL	578.00	7.62	13.14

Top 10 DEM stocks (Market Cap)	Closing Price (Rs)	Value traded (Rs M)	Volume traded (000)
ASCENCIA Ltd (Class A Shares)	17.40	0.54	30.94
MEDINE LTD	59.50	4.13	69.88
CIEL TEXTILE LTD	45.00	0.04	0.90
Zentosa Capital Limited (USD)	1.00	0.00	0.00
SWAN LIFE	1240.00	0.00	0.00
CONSTANCE HOTELS SERVICES	29.75	0.00	0.10
Kolos Cement Ltd - Intro 19.02.18	112.00	0.35	3.08
PHOENIX INVESTMENT	414.75	0.21	0.50
EUDCOS	19.20	0.29	15.50
ATTITUDE PROPERTY	12.55	0.14	11.10

## Forex



## MERI



MERI2 is based on the currency distribution of merchandise trade and tourism earnings (Source: Bank of Mauritius)

Currency	Closing Rate (Rs)	W-O-W (%)	YTD (%)
USD	34.30	(0.17)	(1.98)
GBP	43.80	(0.25)	3.19
INR	0.49	2.02	7.62
JPY(100)	30.42	(0.35)	(2.03)
ZAR	2.44	2.98	10.13
EMU	39.01	0.34	2.85

## News & Announcement

### Dividend announcements:

Security	Security Code	Entitlements Div	Final / Interim	Last Cum -Date	Ex - Date	Registered Date	Date Payable	Financial Year
BMH Ltd	BMHL.N0000	Re 0.85	Final	18-Dec-18	19-Dec-18	21-Dec-18	31-Dec-18	31-Dec-18
Mauritius Chemical & Fertilizer Industry Ltd	MCFI.N0000	Re 0.70	Final	19-Dec-18	20-Dec-18	24-Dec-18	15-Jan-19	31-Dec-18
Harel Mallac Ltd	HML.N0000	Rs 1.80	Final	20-Dec-18	21-Dec-18	26-Dec-18	15-Jan-19	31-Dec-18
Innodis Ltd	HWF.N0000	Re 0.85	Interim	15-Feb-19	18-Feb-19	20-Feb-19	8-Mar-19	30-Jun-19

Security	Security Code	Entitlements Div	Final / Interim	Last Cum -Date	Ex - Date	Registered Date	Date Payable	Financial Year
Compagnie Des Villages De L'Isle De France Ltée	COVI.I0000	*	Rights Issue	14-Dec-18	17-Dec-18	19-Dec-18		
Bychemex Ltd	BYCH.I0000	Re 0.08	Final	19-Dec-18	20-Dec-18	24-Dec-18	15-Jan-19	31-Dec-18
Chemco Ltd	CHEM.I0000	Re 1.00	Final	19-Dec-18	20-Dec-18	24-Dec-18	15-Jan-19	31-Dec-18

## **News:**

### **SBM HOLDINGS LTD**

Further to its communiqué released on 11th January 2018, the Board wishes to inform that as at 1st December 2018, SBM Bank (Mauritius) Ltd's Indian branch operation is now operating as a wholly owned subsidiary as SBM Bank (India) Limited.

### **BMH LTD**

Reference is made to the Cautionary Announcement dated 30th July 2018, where the Board of Directors of BMH Ltd announced its intention to proceed with a Rights Issue of MUR725 million, subject to shareholder and regulatory approvals, after the completion of the Mandatory Offers (MTOs) to shareholders of Hotelest Limited and Constance Hotels Services Limited. The MTOs were completed on 5th November 2018 and a public announcement was issued on 12th November 2018. The Board wishes to inform its shareholders and the public in general that, subject to regulatory approvals, the Company intends to proceed with its Rights Issue during the second quarter of 2019, as soon as its audited results for the year ended 31st December 2018 are published.

### **SIT Land Holdings Ltd**

The Company is being suspended temporarily for the period 10 December 2018 to 14 December 2018. Reservation of plots of land for the general public will start on 17 December 2018 and trading of the Options of the Company will resume on 17 December 2018.

### **GRIT REAL ESTATE INCOME GROUP LIMITED**

The shareholders of Grit are referred to the announcement released on the SEM, LSE and the JSE on 31 October 2018, that Mr David Love has been appointed as Independent Non-Executive Director with effect from 4 December 2018 and also that the appointment of Mrs Catherine McIlraith as replacement of Mr Huberman as Chairperson of the Audit Committee has been approved by the Nomination Committee and board of Grit with effect from 4 December 2018.

### **Medine Ltd**

The Board wishes to inform that it has approved the implementation of a multi-currency note programme of a maximum aggregate nominal value of MUR Five Billion (5,000,000,000) pursuant to which the Company may issue one or more tranches or series of notes. Through this Note Programme, the Company is targeting to raise debt to refinance its existing financial obligations and meet its future growth strategy. As at date of this Communiqué, the Company proposes to issue tranches of Notes by way of private placement which will be subject to shareholders' approval and all applicable laws.

### **Absa Bank Ltd**

Notice is hereby given that the Stock Exchange of Mauritius Ltd (SEM) has given its approval to the listing of USD 1,488,000 Unsubordinated and Unsecured Registered Notes 28 November 2023 (ASN.D0006) of Absa Bank Limited under its ZAR 40 Billion Master Structured Note Programme. The first day of listing of the above notes was scheduled for 06 December 2018.

### **Braw Property Holdings**

On 27 April 2018, the Stock Exchange of Mauritius Ltd has approved the listing of up to 1,617 additional secured fixed rate loan notes due 31 December 2021 of £10,000.00 each, on the Official Market of the SEM under Chapter 18 (Part B) of the Listing Rules. Braw would like to announce a further issue of 190 Notes under the same programme which have been issued on 5 December 2018. Following this issue, the total amount of Notes issued by the Company will amount to 1,673.



DEM Stocks	Year-end	Last Traded Price		Change for the week (%)	Change since 31.12.17 (%)	Volume traded	Value traded	Shares in issue (m)	Market Cap (Rm)	Weighted Market Cap	EPS hist (R)	DPS hist (R)	PER hist (x)	Yield hist (%)	Latest NAV (R)	ROE (%)
		30/11/2018	07/12/2018													
<b>Banks, Insurance &amp; Other Finance</b>																
ABC BANKING	30-Jun	26.00	26.00	0.0	(1.5)	101,400	2,636,300	76.27	1,983.1	3.25%	3.18	0.73	8.2	2.8	19.80	16.06
SWAN LIFE	31-Dec	1,240.00	1,240.00	0.0	(3.9)	-	-	2.63	3,263.94	5.35%	67.29	49.50	18.4	4.0	-	-
<b>Commerce</b>																
ABC MOTORS	30-Jun	112.00	112.00	0.0	1.8	-	-	6.18	691.7	1.13%	12.42	2.24	9.0	2.0	125.48	9.90
ASSOCIATED COMMERCIAL	30-Jun	169.00	169.00	0.0	12.7	-	-	1.14	193.16	0.32%	35.25	4.20	4.8	2.5	331.24	10.64
CHEMCO	31-Dec	21.40	22.50	5.1	17.8	1,206	26,879	6.21	139.7	0.23%	1.12	1.00	20.1	4.4	16.81	6.66
CIE IMMOBILIERE	31-Dec	678.00	657.00	(3.1)	19.7	716	470,312	0.27	175.02	0.29%	46.85	30.00	14.0	4.6	1,126.19	4.16
<b>Industry</b>																
BYCHEMEX	31-Dec	6.74	6.74	0.0	52.5	-	-	5.00	33.70	0.06%	0.22	0.16	30.6	2.4	6.26	3.51
FORGES TARDIEU	31-Dec	110.00	110.00	0.0	(16.7)	-	-	1.92	211.2	0.35%	-	-	-	-	124.41	-
LES GAZ INDUSTRIELS	30-Jun	65.00	65.00	0.0	2.0	29	1,885	2.61	169.74	0.28%	-	-	-	-	85.83	-
Kolos Cement Ltd - Intro 19.02.18	Dec-16	110.00	112.00	1.8	-	3,083	345,296	27.00	3,024.00	4.95%	6.99	7.22	-	6.4	13.02	-
LIVESTOCK FEED (O)	30-Jun	50.25	51.00	1.5	30.8	3,000	150,850	31.50	1,606.5	2.63%	6.84	1.30	7.5	2.5	53.49	12.79
LIVESTOCK FEED (P)	30-Jun	30.00	31.00	3.3	21.6	4,032	121,160	-	-	-	-	1.20	-	3.9	-	-
LES MOULINS DE LA CONCORDE (O)	30-Jun	214.00	214.00	0.0	(0.5)	338	72,332	5.40	1,155.6	1.89%	9.49	8.00	22.6	3.7	276.67	3.43
LES MOULINS DE LA CONCORDE (P)	30-Jun	382.00	382.00	0.0	14.0	75	28,874	-	-	-	-	20.00	-	5.2	-	-
MAURITIUS COSMETICS	31-Dec	40.00	40.00	0.0	14.3	84	3,360	15.00	600.0	0.98%	0.43	0.50	93.0	1.3	120.12	0.36
MARGARINE INDUSTRIES	31-Dec	923.00	923.00	0.0	0.0	-	-	0.30	277.12	0.45%	61.82	50.00	14.9	5.4	685.05	9.02
MAURITIUS SECONDARY INDUSTRIES	30-Jun	34.20	34.20	0.0	15.2	368	12,586	0.80	27.4	0.04%	4.48	1.00	7.6	2.9	76.56	5.85
PAPER CONVERTING	31-Dec	30.00	30.00	0.0	11.1	-	-	4.00	120.00	0.20%	-	0.45	-	1.5	79.99	-
QUALITY BEVERAGE	31-Dec	17.55	17.50	(0.3)	13.3	4,472	78,231	22.36	391.3	0.64%	1.37	0.80	12.8	4.6	13.70	-
SOAP & ALLIED INDUSTRIES	31-Dec	21.95	21.30	(3.0)	(6.4)	19,878	423,300	4.50	95.74	0.16%	1.18	0.50	18.1	2.3	46.63	2.53
<b>Investments</b>																
ASCENCIA Ltd (Class A Shares)	30-Sep	17.20	17.40	1.2	11.2	30,943	535,345	482.02	8,387.1	13.74%	1.91	0.75	9.1	4.3	15.10	12.65
Ascencia Ltd (Preference Shares)	30-Jun	18.70	18.70	-	-	-	-	-	-	-	-	0.79	-	-	-	-
ENL LTD (P)	30-Jun	47.95	46.50	(3.0)	59.0	9,480	443,311	-	-	-	2.31	0.70	20.1	1.5	79.87	-
EUDCOS	30-Jun	18.90	19.20	1.6	(4.7)	15,503	286,184	121.45	2,331.90	3.82%	1.72	0.90	11.2	4.7	17.78	9.67
THE BEE EQUITY PARTNERS	30-Jun	36.00	35.30	(1.9)	20.7	1,000	35,400	8.82	311.4	0.51%	2.89	0.66	12.2	-	61.43	26.12
PHOENIX INVESTMENT	30-Jun	414.75	414.75	0.0	36.0	500	207,375	5.69	2,358.01	3.86%	25.38	9.29	16.3	2.2	217.41	11.67
RHT HOLDING LTD	30-Jun	34.45	34.45	0.0	6.0	-	-	12.16	419.0	0.69%	1.80	1.10	19.1	3.2	57.12	-
UNITED INVESTMENT	30-Jun	9.50	9.48	(0.2)	(5.2)	5,460	51,770	204.09	1,934.81	3.17%	0.28	-	-	-	11.39	-
<b>Leisure &amp; Hotels</b>																
CONSTANCE HOTELS SERVICES	31-Dec	30.00	29.75	(0.8)	(7.2)	100	2,975	109.65	3,262.2	5.34%	0.50	0.25	-	0.8	51.98	-
MORNING LIGHT	31-Dec	27.00	27.00	0.0	(34.5)	1,508	40,716	45.96	1,240.96	2.03%	0.62	-	-	-	22.71	-
SOUTHERN CROSS TOURIST HOTEL	31-Dec	5.42	5.42	0.0	17.6	-	-	125.64	681.0	1.12%	0.01	-	542.0	-	3.01	-
TROPICAL PARADISE (O)	30-Jun	6.38	6.38	0.0	4.6	-	-	142.50	909.15	1.49%	0.28	0.11	22.8	1.7	10.82	-
TROPICAL PARADISE (P)	30-Jun	318.00	318.00	0.0	2.9	1,087	345,666	-	-	-	-	16.00	-	5.0	-	-
<b>Others</b>																
COVIFRA	31-Oct	23.30	23.40	0.4	5.6	150,281	3,531,553	56.61	1,324.7	2.17%	1.20	1.29	19.5	-	16.00	-
CIEL TEXTILE LTD	30-Jun	45.00	45.00	0.0	(8.2)	899	40,455	101.81	4,581.34	7.50%	2.29	2.75	19.7	6.1	42.17	5.43
HOTELEST	31-Dec	30.85	30.85	0.0	0.3	-	-	55.92	1,725.2	2.83%	0.47	0.21	-	0.7	51.97	-
MEDICAL & SURGICAL CENTRE	30-Jun	3.30	3.30	0.0	3.1	300	990	569.94	1,880.80	3.08%	-	-	-	-	1.15	-
MFD Group Ltd	31-Dec	11.65	11.05	(5.2)	4.2	165,548	1,829,303	150.00	1,657.5	2.71%	1.31	0.29	8.4	2.6	8.78	14.92
SIT LAND HOLDINGS OPT	30-Jun	12,500.00	11,000.00	-	-	12	142,310	-	-	-	-	-	-	-	-	-
<b>Property Development</b>																
ATTITUDE PROPERTY		12.50	12.55	0.4	2.9	11,100	139,305	160.02	2,008.2	3.3%	1.72	0.65	7.3	5.2	11.48	14.98
NOVUS PROPERTIES	31-Mar	9.50	9.50	0.0	11.8	-	-	-	-	-	0.76	0.50	12.5	5.3	9.88	7.69
<b>Sugar</b>																
CONSTANCE LA GAHETE	31-Dec	127.00	127.00	0.0	5.0	-	-	4.80	609.6	1.0%	-	4.50	-	3.5	82.12	-
MEDINE LTD	30-Jun	59.50	59.50	0.0	(11.2)	69,884	4,132,557	105.00	6,247.50	10.23%	-	2.65	-	4.5	139.14	-
UNION SUGAR ESTATE	31-Dec	29.50	29.00	(1.7)	13.3	101	2,929	18.90	548.1	0.90%	-	-	-	-	87.70	-
<b>Transport</b>																
UNITED BUS SERVICE	30-Jun	36.45	36.45	0.0	8.8	-	-	4.97	181.1	0.30%	15.49	1.00	2.4	2.7	52.25	29.64
<b>Foreign</b>																
Zentosa Capital Limited (USD)	28-Feb	1.00	1.00	0.0	-	-	-	124.71	4,294.4	-	-	-	-	-	-	-
<b>Total (Equities)</b>						<b>602,387</b>	<b>16,139,509</b>		<b>61,053</b>							
<b>Total (Debentures)</b>																
<b>Total (Equities &amp; Debentures)</b>						<b>602,387</b>	<b>16,139,509.35</b>									

Debtentures	Nominal Value	Last Traded Price		Volume	Value Traded	YTM on last	Accrued	Issue	Maturity
	(Rs)	30/11/2018	07/12/2018	Traded	(Rs)	traded price (%)	Interest (Rs)	Date	Date
<b>OFFICIAL MARKET</b>									
<b>Structured Products</b>									
Absa bank Limited - Structured Note Programme Due 2023 (USD)- 23.01.18	1000.00(USD)	1,000.00	1,000.00	-	-	-	-	12-Jan-18	9-Jan-23
Absa bank Limited - Structured Credit Linked Note Due 2023 (USD)	1000.00(USD)	1,000.00	1,000.00	-	-	-	-	12-Jun-18	9-Jun-23
Absa bank Limited - Master Structured Note Programme - Due 2023 (USD)	1000.00(USD)	1,000.00	1,000.00	-	-	-	-	10-Sep-18	8-Sep-23
Absa bank Limited - Master Structured Note Programme-Due 2023 (USD) - 06.12.18	1000.00(USD)	-	#N/A	-	-	#N/A	#N/A	#N/A	#N/A
CM Structured Products Ltd - Zenit Cross - Asset MUR40 Notes - 24.01.18	1,000.00	946.71	946.71	-	-	5.28	30.24	21-Dec-16	24-Jan-22
CM Structured Products Ltd - Zenit Cross - Asset MUR180 Notes - 24.01.18	1,000.00	1,200.00	1,200.00	-	-	-	-	21-Dec-16	24-Jan-22
MCB Structured Solutions Ltd - Crescendo Global Security USD70 Notes (USD)	100.00	112.00	112.00	-	-	-	-	6-May-16	6-May-21
MCB Structured Solutions Ltd - Crescendo Global Security MUR170 Notes	1,000.00	850.07	850.07	-	-	-	-	6-May-16	6-May-21
MCB Structured Solutions Ltd - Crescendo Global Security MUR100 Notes	1,000.00	990.28	990.28	-	-	-	-	6-May-16	6-May-21
<b>Debtentures</b>									
Braw Property Holdings PLC - NOTES - (GBP) - 06.12.18	10,000.00(GBP)	-	#N/A	-	-	#N/A	#N/A	#N/A	#N/A
Compagnie de Beau Vallon Limitée - Class A Bonds	1,000.00	982.37	982.37	-	-	5.50	4.92	27-Oct-15	27-Oct-20
Compagnie de Beau Vallon Limitée - Class B Bonds	1,000.00	984.11	984.11	-	-	6.00	5.45	27-Oct-15	27-Oct-20
Commercial Investment Property Fund Ltd - Senior Tranche	100,000.00	97,654.65	97,654.65	-	-	5.84	2,380.82	12-Jan-17	12-Jan-27
Commercial Investment Property Fund Ltd - Junior Tranche	1,000.00	1,000.20	1,000.20	-	-	6.50	11.75	12-Jan-17	12-Jan-27
Evaco Ltd - Floating Rate Notes - INTRO - 01.07.16	1,000.00	1,042.24	1,042.24	350	363,353	4.88	30.81	17-Jun-16	16-Jun-21
IBL Ltd - Series 2 - Fixed Rate Notes - 5 Years - Intro 05.10.17	1,000,000.00	1,013,877.43	1,013,877.43	-	-	4.59	12,154.70	8-Sep-17	8-Sep-22
IBL Ltd - Series 3 - Floating Rate Notes - 5 Years - Intro 05.10.17	1,000,000.00	1,018,539.84	1,018,539.84	-	-	3.75	10,331.49	8-Sep-17	8-Sep-22
IBL Ltd - Series 4 - Fixed Rate Notes - 7 Years - Intro 05.10.17	1,000,000.00	1,037,489.36	1,037,489.36	-	-	4.81	13,370.17	8-Sep-17	8-Sep-24
IBL Ltd - Series 5 - Floating Rate Notes - 7 Years - Intro 05.10.17	1,000,000.00	1,025,612.77	1,025,612.77	-	-	4.31	11,546.96	8-Sep-17	8-Sep-24
L'Orfebre Mauritius Ltd - (USD) - INTRO 25.07.18	1000.00(USD)	1,000.00	1,000.00	-	-	7.90	39.13	23-Jul-18	31-Dec-23
MCB GROUP - NOTES	1,000.00	1,005.37	1,005.37	17,957	17,959,514	4.72	3.59	8-Aug-13	8-Aug-23
MCB Group Limited - Floating Rate Senior Unsecured Notes Due 2023 - 23.01.18	1,000.00	956.51	956.51	-	-	4.66	4.22	22-Jan-18	22-Jan-23
MAURITIUS UNION ASSURANCE - NOTES	10,000.00	10,129.75	10,129.75	-	-	5.09	105.53	24-Sep-14	24-Sep-24
New Mauritius Hotels Ltd - Notes -Tranche FLRNMUR7Y - Intro 20.11.17	1,000.00	1,065.00	1,065.00	-	-	3.84	2.68	15-Nov-17	15-Nov-24
New Mauritius Hotels Ltd - Notes -Tranche FRNMUR7Y - Intro 20.11.17	1,000.00	1,029.69	1,029.69	-	-	4.84	2.96	15-Nov-17	15-Nov-24
New Mauritius Hotels Ltd - Notes -Tranche FLRNMUR5Y - Intro 20.11.17	1,000.00	1,004.39	1,004.39	-	-	4.25	2.38	15-Nov-17	15-Nov-22
New Mauritius Hotels Ltd - Notes -Tranche FRNMUR5Y - Intro 20.11.17	1,000.00	1,015.67	1,015.67	-	-	4.34	2.60	15-Nov-17	15-Nov-22
New Mauritius Hotels Ltd - Notes -Tranche FRNEUR4Y - Intro 20.11.17	1,000.00	1,063.00	1,063.00	-	-	1.72	1.84	15-Nov-17	15-Nov-21
NMH - FLOATING RATE TRANCHE B NOTES - (MUR)	1,000.00	1,004.26	1,004.26	-	-	4.75	20.96	15-Jul-15	15-Jul-19
Northfields International School Ltd - (secured 7.75% fixed Rate) - 21.06.17	1,000.00	1,001.65	1,001.65	-	-	7.69	20.38	1-Sep-16	31-Aug-21
Omnican Ltd - Series 1 - Floating Rate Secured Notes	10,000.00	9,996.78	9,996.78	-	-	4.81	14.14	8-Jun-16	8-Jun-19
Omnican Ltd - Series 2 - Floating Rate Secured Notes	10,000.00	10,043.00	10,043.00	-	-	5.09	15.45	8-Jun-16	8-Jun-21
Omnican Ltd - Series 3 - Fixed Rate Secured Notes	10,000.00	10,070.11	10,070.11	-	-	6.00	20.71	8-Jun-16	8-Jun-21
Omnican Ltd - Series 4 - Fixed Rate Secured Notes	10,000.00	10,625.31	10,625.31	-	-	5.66	22.36	8-Jun-16	8-Jun-23
SBM Holdings Ltd - Class A 1 Series Bond	10,000.00	10,002.33	10,002.33	-	-	4.84	114.51	10-Mar-14	10-Mar-24
SBM Holdings Ltd - Class B 1 Series Bond - (USD)	1000.00(USD)	980.03	980.03	-	-	3.75	0.42	30-May-14	30-May-21
SBMH Ltd - Class A 2 Series Bond	10,000.00	9,999.43	9,999.43	-	-	5.75	255.56	28-Jun-18	28-Jun-28
SBMH Ltd - Class B2 Series Bond (USD)	1000.00(USD)	1,005.22	1,005.22	-	-	4.66	21.11	28-Jun-18	28-Jun-25
Southern Cross Tourist Company Ltd - Tranche FLRNEUR4Y - (EUR)	1000.00 (EUR)	1,054.80	1,054.80	-	-	2.50	19.07	14-Jun-18	14-Jun-22
Southern Cross Tourist Company Ltd - Tranche FRNMUR5Y	1,000.00	1,001.18	1,001.18	1,460	1,459,985	5.72	27.41	14-Jun-18	14-Jun-23
Southern Cross Tourist Company Ltd - Tranche FLRNMUR7Y	1,000.00	999.97	999.97	4,665	4,664,953	5.75	27.41	14-Jun-18	14-Jun-25
Southern Cross Tourist Company Ltd - Tranche FLRNMUR10Y	1,000.00	1,014.70	1,014.70	-	-	6.31	30.99	14-Jun-18	14-Jun-28
Southern Cross Tourist Company Ltd - Tranche FLRNEUR5Y - (EUR)	1000.00 (EUR)	1,003.86	1,003.86	-	-	4.16	20.26	14-Jun-18	14-Jun-23
Sun Limited - Notes -Tranche FRNMUR5Y	1,000.00	1,034.70	1,034.70	-	-	4.72	5.10	4-Nov-16	4-Nov-21
Sun Limited - Notes -Tranche FLRNMUR5Y	1,000.00	1,025.33	1,025.33	-	-	4.09	4.08	4-Nov-16	4-Nov-21
Sun Limited - Notes -Tranche FRNMUR7Y	1,000.00	1,045.68	1,045.68	-	-	5.47	5.52	4-Nov-16	4-Nov-23
Sun Limited - Notes -Tranche FLRNMUR7Y	1,000.00	1,025.33	1,025.33	-	-	4.69	4.42	4-Nov-16	4-Nov-23
Sun Limited - Notes -Tranche FRNEUR4Y	1,000.00	1,023.15	1,023.15	-	-	3.28	3.85	4-Nov-16	4-Nov-20
Sun Limited - Notes -Tranche FLRNEUR4Y	1,000.00	1,030.59	1,030.59	-	-	2.47	3.43	4-Nov-16	4-Nov-20
BOM GJB 110421	25,000.00	24,853.59	25,000.00	16	400,015	4.25	235.79	11-Apr-18	11-Apr-21
<b>DEM</b>									
ABC Motors Company - Notes	25,000.00	25,012.76	25,012.76	-	-	5.63	1,306.85	28-Jan-16	27-Jan-19
ASCENCIA - BONDS	12.00	12.80	12.80	-	-	4.84	0.33	8-Dec-15	30-Jun-25

Research Desk

Email: [securities.research@swanforlife.com](mailto:securities.research@swanforlife.com)

Swan Securities Ltd

Swan Centre  
10, Intendance Street, Port-Louis,  
Mauritius

T: (230) 208 7010  
F: (230) 212 9867



[swanforlife.com](http://swanforlife.com)

BRN C06007932

This document may not be reproduced, copied, distributed for any purpose without the prior consent of Swan Securities Ltd. The information and opinions contained in this document have been completed or arrived at by Swan Securities Ltd from sources believed to be reliable and in good faith, but no representation or warranty express or implied is made as to their accuracy, completeness or correctness. The information contained in this document is published for the assistance of recipients but is not to be relied upon as being authoritative or taken as substitution for the exercise of judgments by any recipient. Swan Securities Ltd accepts no liability whatsoever for any direct or consequential loss arising from any use of this document and its contents.