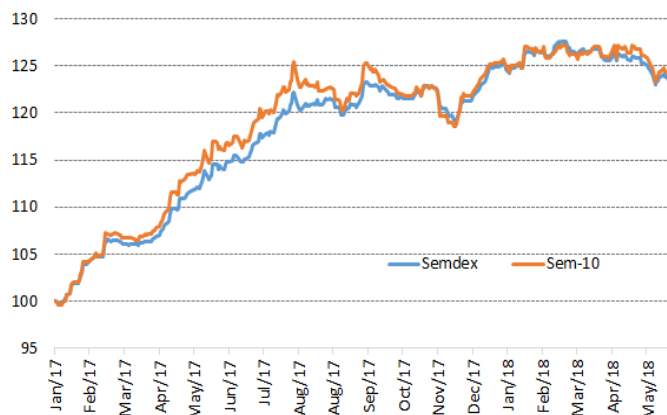


Market Highlights

The **SEMDEX** closed the week at 2,235.44points (+0.02%) and the **SEM-10** at 429.03 points (+0.14%). **Turnover** for the week amounted to Rs191.04m geared mostly toward **MCBG**, **UBP Bonds** and **SBMH**. Foreigners on both markets were net sellers to the tune of Rs28.27m with **MCBG** accounting for majority of net sales. **Lottotech** was amongst the top performer of the week up by 3.79% following communique that the latter have been able to obtained a second weekly draw and has also been given the lotterie vert.

Market summary

Indices	22.06.2018	W-O-W (%)	YTD (%)
<b>LOCAL (Friday Closing)</b>			
SEM - ASI	2,063.99	+0.01	(7.10)
SEMDEX	2,235.44	+0.02	1.51
SEM - VWAP	2,066.41	+0.03	(6.90)
SEM - 10	429.03	+0.14	1.71
DEMEX	238.76	(0.16)	3.94
<b>REGIONAL (Thursday Closing)</b>			
FTSE/JSE (SOUTH AFRICA)	56,234.43	(3.49)	(4.61)
NGSE (NIGERIA)	38,152.60	(1.99)	0.69
NSEASI (KENYA)	170.14	(4.52)	0.08
BGSMDC (BOTSWANA)	8,513.15	(0.11)	(3.94)
GGSECI (GHANA)	2,862.23	(4.06)	11.40
<b>INTERNATIONAL (Thursday Closing)</b>			
DOW JONES (INDUSTRY)	24,657.80	(2.06)	(0.47)
CAC 40	5,316.01	(3.98)	(0.44)
SENSEX	35,432.39	(0.53)	4.68
DAX	12,511.91	(4.33)	(3.61)
NIKKEI	3,937.68	(82.77)	(82.72)
FTSE 100	7,556.44	(1.93)	(0.87)



Equities performance

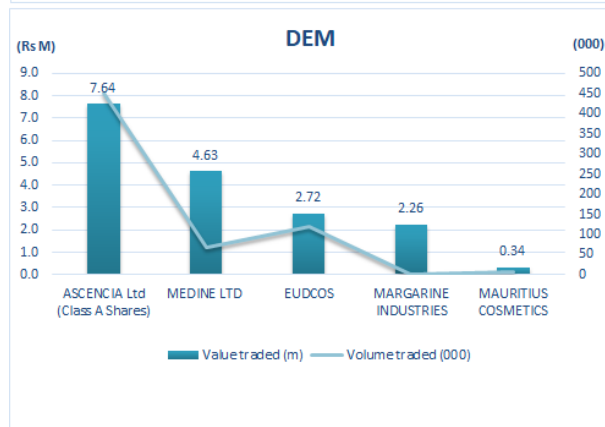
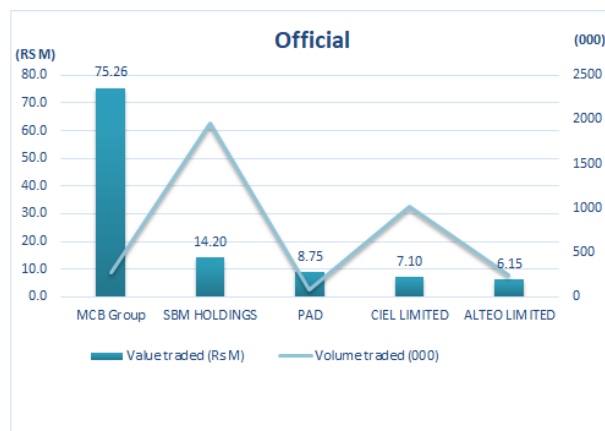
Official top performers	W-O-W (%)	YTD (%)	Closing price (Rs)
NMH	5.73	(1.23)	24.00
SUN RESORTS	4.06	2.67	50.00
LOTTOTECH	3.79	35.07	9.86
BLUELIFE LIMITED	2.50	6.96	2.46
MEI	1.05	(2.04)	96.00

Official worst performers	W-O-W (%)	YTD (%)	Closing price (Rs)
BMH	(5.50)	6.18	37.80
AIR MAURITIUS	(4.00)	(17.81)	12.00
OMNICANE	(3.19)	(17.27)	45.50
SBM HOLDINGS	(2.97)	(4.27)	7.18
MDIT	(2.22)	(5.98)	4.40

DEM top performers	W-O-W (%)	YTD (%)	Closing price (Rs)
BYCHEMEX	10.00	11.99	4.95
ENL LTD (P)	3.53	(14.70)	24.95
EUCCOS	3.18	12.66	22.70
CIEL TEXTILE LTD	3.09	2.04	50.00
ASCENCIA Ltd (Class A Shares)	2.70	9.27	17.10

DEM worst performers	W-O-W (%)	YTD (%)	Closing price (Rs)
MEDINE LTD	(7.14)	(2.99)	65.00
LES MOULINS DE LA CONCORDE (P)	(5.88)	(4.48)	320.00
LIVESTOCK FEED (P)	(2.99)	1.96	26.00
SOUTHERN CROSS TOURIST HOTEL	(2.86)	(4.12)	4.42
ABC BANKING	(1.18)	(4.55)	25.20

Top traded stocks



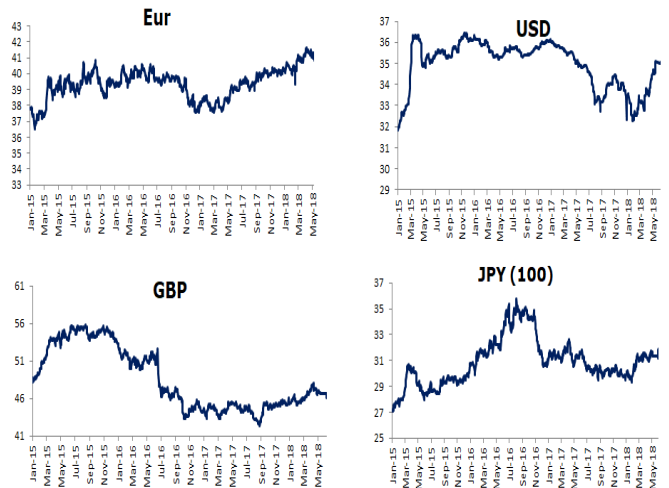
## Indicators

Market Summary	22.06.2018	15.06.2018
<b>SECTORIAL INDICES OFFICIAL</b>		
BANKING INDEX	3,438.37	3,449.08
HOTEL INDEX	367.57	355.24
<b>FOREIGN TRANSACTIONS (Rs M)- OFFICIAL &amp; DEM</b>		
TOTAL FOREIGN PURCHASES	33.73	33.99
TOTAL FOREIGN SALES	62.00	103.50
NET FOREIGN INFLOW/(OUTFLOW)	-28.27	-69.51
<b>MARKET CAPITALISATION (Rs Bn)</b>		
OFFICIAL (Semdex) & DEM *	330.20	330.25
OFFICIAL (SEM- ASI) & DEM *	394.51	394.55
<b>DIVIDEND YIELD (%)</b>		
OFFICIAL MARKET	3.20	3.17
<b>PER (x)</b>		
OFFICIAL MARKET	15.82	15.89
<b>TOTAL MARKET TURNOVER (Rs M)</b>		
OFFICIAL MARKET	191.04	166.56
<b>FOREIGN PARTICIPATION (%)</b>		
OFFICIAL MARKET	23.40	40.20

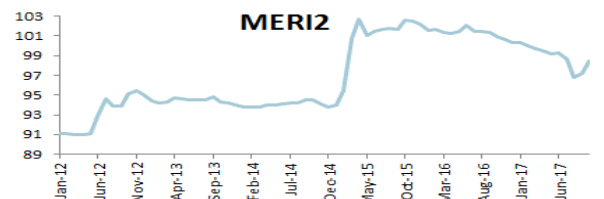
Top 10 DEM stocks (Market Cap)	Closing Price (Rs)	Value traded (Rs M)	Volume traded (000)
ASCENCIA Ltd (Class A Shares)	17.10	7.64	450.02
MEDINE LTD	65.00	4.63	67.60
CIEL TEXTILE LTD	50.00	0.08	1.60
Zentosa Capital Limited (USD)	1.00	0.00	0.00
SWAN LIFE	1300.00	0.00	0.00
CONSTANCE HOTELS SERVICES	30.05	0.00	0.00
EUDCOS	22.70	2.72	120.42
Kolos Cement Ltd - Intro 19.02.18	99.00	0.00	0.00
PHOENIX INVESTMENT	406.50	0.00	0.00
UNITED INVESTMENT	10.00	0.04	4.00

SEM-10 Stocks (Market Cap)	Closing Price (Rs)	Value traded (Rs M)	Volume traded (000)
MCB Group	276.50	75.26	273.63
IBL Ltd	49.35	5.20	105.41
SBM HOLDINGS	7.18	14.20	1959.31
NMH	24.00	0.32	13.37
ENL LAND (O)	42.30	4.14	97.69
CIEL LIMITED	7.00	7.10	1013.92
GRIT Real Estate Income Group - USD	1.43	4.67	93.00
PBL	595.00	3.49	5.84
LUX ISLAND RESORTS	71.00	3.03	42.66
SUN RESORTS	50.00	2.07	41.95

## Forex



## MERI



MERI2 is based on the currency distribution of merchandise trade and tourism earnings (Source: Bank of Mauritius)

Currency	Closing Rate (Rs)	W-O-W (%)	YTD (%)
US\$	34.90	0.75	(3.76)
GBP	46.28	0.64	(2.29)
INR	0.52	(1.98)	1.90
JPY(100)	31.75	0.11	(6.49)
ZAR	2.57	1.72	5.34
EURO	40.52	0.33	(0.91)

## News & Announcement

**BOM-** Notice is hereby given that the Stock Exchange of Mauritius (SEM) has given its approval to the listing of the 4.25% Three-year Bank of Mauritius Golden Jubilee Bonds on the OFFICIAL MARKET of the SEM.

**Alteo-** Mr. Patrick de L. d'Arifat has expressed the wish to retire as Chief Executive Officer and as Director of the Company with effect from 31st December 2018. The Board has appointed Mr. André Bonieux as Chief Executive Officer of the Company in replacement of Mr. Patrick de L. d'Arifat with effect as from 1st January 2019. The Board has also appointed Mr. Arnaud Lagesse as Chairman of the Board in replacement of Mr. P. Arnaud Dalais, who remains a Director of the Company.

**L'Orfebre Mauritius Ltd-** Notice is hereby given that the Listing Executive Committee of the Stock Exchange of Mauritius Ltd (SEM) has given its approval to the listing of up to USD 5,000,000 fixed rate loan notes due 2023 of the following company by way of Private Placement on the official market.

**Lottotech-** Further to the communique issued by the company relating to the plaint with summons which the Company had filed against the Gambling Regulatory Authority and the Ministry of Finance and Economic Development before the Supreme Court of Mauritius, public and shareholders are inform that:

-The parties to the court case have had a positive negotiation and have reached an agreement whereby the company's licence has been renewed, it is entitled to have a second weekly draw of Loto 6/40 and it has been given the loterie Vert;

-The company is satisfied that the agreement has addressed the prejudice suffered by it following the 2015 budgetary measures.

**Dividend announcements:**

Security	Security Code	Entitlements	Final / Interim	Last Cum -Date	Ex - Date	Registered Date	Date Payable	Financial Year
Ascencia Ltd (Preferences Shares )	ASCE.J0000	Re 0.7920		26-Jun-18	27-Jun-18	29-Jun-18	29-Jun-18	30-Jun-18
Ciel Textile Ltd	FKL.I0000	Rs 1.50	Final	2-Jul-18	3-Jul-18	5-Jul-18	19-Jul-18	30-Jun-18
Excelsior United Development Companies Ltd	EUDC.I0000	Re 0.50	Final	5-Jul-18	6-Jul-18	10-Jul-18	18-Sep-18	30-Jun-18
Medine Ltd	MSE.I0000	Rs 1.45	Final	5-Jul-18	6-Jul-18	10-Jul-18	18-Sep-18	30-Jun-18

Security	Security Code	Entitlements	Final / Interim	Last Cum -Date	Ex - Date	Registered Date	Date Payable	Financial Year
Bravura Holdings Ltd	CMBI.N0000	USD 0.002339	Cash	26-Jun-19	27-Jun-18	29-Jun-18	29-Jun-18	31-Mar-18
Rogers & Co. Ltd	ROGE.N0000	Re 0.63	Final	4-Jul-18	5-Jul-18	9-Jul-18	24-Jul-18	30-Jun-18
Sun Limited	SUN.N0000	Re 0.50	Final	4-Jul-18	5-Jul-18	9-Jul-18	20-Jul-18	30-Jun-18
Alteo Limited	ALTG.N0000	Re 0.43	Final	10-Jul-18	11-Jul-18	13-Jul-18	20-Jul-18	30-Jun-18



DEM Stocks	Year-end	Last Traded Price		Change for	Change since	Volume traded	Value traded	Shares in issue (m)	Market Cap (Rs m)	Weighted Market Cap	EPS hist (Rs)	DPS hist (Rs)	PER hist (x)	Yield hist (%)	Latest NAV (Rs)	ROE (%)
		15/06/2018	22/06/2018	the week (%)	31.12.17 (%)											
<b>Banks, Insurance &amp; Other Finance</b>																
ABC BANKING	30-Jun	25.50	25.20	(1.2)	(4.5)	100	2,520	76.27	1,922.1	3.09%	2.73	0.64	9.2	2.5	17.57	15.54
SWAN LIFE	31-Dec	1,300.00	1,300.00	0.0	0.8	-	-	2.63	3,421.87	5.49%	67.29	46.00	19.3	3.5	-	-
<b>Commerce</b>																
ABC MOTORS	30-Jun	112.00	112.00	0.0	1.8	-	-	6.18	691.7	1.11%	16.60	2.50	6.7	2.2	115.22	14.41
ASSOCIATED COMMERCIAL	30-Jun	153.00	153.00	0.0	2.0	300	45,900	1.14	174.87	0.28%	45.66	4.20	3.4	2.7	305.72	14.94
CHEMCO	31-Dec	18.50	18.50	0.0	(3.1)	1,800	33,300	6.21	114.9	0.18%	1.12	1.00	16.5	5.4	16.81	6.66
CIE IMMOBILIERE	31-Dec	590.00	590.00	0.0	7.5	-	-	0.27	157.18	0.25%	46.85	23.00	12.6	3.9	1,126.19	4.16
<b>Industry</b>																
BYCHEMEX	31-Dec	4.50	4.95	10.0	12.0	579	2,870	5.00	24.75	0.04%	0.22	0.16	22.5	3.2	6.26	3.51
FORGES TARDIEU	31-Dec	116.00	116.00	0.0	(12.1)	1	122	1.92	222.7	0.36%	-	-	-	-	124.41	-
LES GAZ INDUSTRIELS	30-Jun	53.25	53.25	0.0	(16.5)	-	-	2.61	139.06	0.22%	3.24	2.70	16.4	5.1	92.65	3.50
Kolos Cement Ltd - Intro 19.02.18	Dec-16	99.00	99.00	0.0	-	-	-	27.00	2,673.00	4.29%	6.99	7.22	-	7.3	13.02	-
LIVESTOCK FEED (O)	30-Jun	46.00	46.00	0.0	17.9	-	-	31.50	1,449.0	2.33%	3.23	1.30	14.2	2.8	46.55	6.94
LIVESTOCK FEED (P)	30-Jun	26.80	26.00	(3.0)	2.0	800	20,800	-	-	-	-	1.20	-	4.6	-	-
LES MOULINS DE LA CONCORDE (O)	30-Jun	218.00	218.00	0.0	1.4	1,250	272,500	5.40	1,177.2	1.89%	10.97	8.00	19.9	3.7	274.23	4.00
LES MOULINS DE LA CONCORDE (P)	30-Jun	340.00	320.00	(5.9)	(4.5)	100	32,000	-	-	-	-	20.00	-	6.3	-	-
MAURITIUS COSMETICS	31-Dec	39.00	39.00	0.0	11.4	8,600	335,400	10.00	390.0	0.63%	0.43	0.50	90.7	1.3	120.12	0.36
MARGARINE INDUSTRIES	31-Dec	923.00	923.00	0.0	0.0	2,450	2,261,350	0.30	277.12	0.44%	61.82	0.50	14.9	0.1	685.05	9.02
MAURITIUS SECONDARY INDUSTRIES	30-Jun	29.80	29.80	0.0	0.3	-	-	0.80	23.8	0.04%	4.47	1.00	6.7	3.4	73.31	6.10
PAPER CONVERTING	31-Dec	28.00	28.00	0.0	3.7	-	-	3.60	100.80	0.16%	-	0.50	-	1.8	85.94	-
QUALITY BEVERAGE	31-Dec	16.20	16.20	0.0	4.9	-	-	22.36	362.2	0.58%	1.37	0.80	11.8	4.9	13.70	-
SOAP & ALLIED INDUSTRIES	31-Dec	22.25	22.25	0.0	(2.2)	-	-	4.50	100.01	0.16%	1.18	0.50	18.9	2.2	46.63	2.53
<b>Investments</b>																
ASCENCIA Ltd (Class A Shares)	30-Sep	16.65	17.10	2.7	9.3	450,023	7,636,705	478.39	8,180.4	13.13%	2.03	0.75	8.4	4.4	14.11	14.39
Ascencia Ltd (Preference Shares)	30-Jun	20.00	20.00	-	-	-	-	-	-	-	-	0.79	-	-	-	-
ENL LTD (P)	30-Jun	24.10	24.95	3.5	(14.7)	7,700	192,000	-	-	-	2.18	0.70	11.4	2.8	80.38	-
EUDCOS	30-Jun	22.00	22.70	3.2	12.7	120,421	2,719,954	121.45	2,756.99	4.43%	1.21	0.90	18.8	4.0	15.15	7.99
THE BEE EQUITY PARTNERS	30-Jun	38.25	38.00	(0.7)	29.9	2,050	77,908	8.82	335.2	0.54%	5.04	0.66	7.5	-	57.71	26.12
PHOENIX INVESTMENT	30-Jun	406.50	406.50	0.0	33.3	-	-	5.69	2,311.11	3.71%	21.15	9.29	19.2	2.3	191.06	11.07
RHT HOLDING LTD	30-Jun	36.75	36.75	0.0	13.1	-	-	12.16	447.0	0.72%	3.06	1.15	12.0	3.1	59.25	-
UNITED INVESTMENT	30-Jun	10.00	10.00	0.0	0.0	4,000	40,000	204.09	2,040.94	3.28%	-	-	-	-	11.11	-
<b>Leisure &amp; Hotels</b>																
CONSTANCE HOTELS SERVICES	31-Dec	30.05	30.05	0.0	(6.2)	-	-	109.65	3,295.1	5.29%	0.50	0.25	-	0.8	51.98	-
MORNING LIGHT	31-Dec	41.20	41.20	0.0	0.0	5	205	45.96	1,893.62	3.04%	0.62	-	-	-	22.71	-
SOUTHERN CROSS TOURIST HOTEL	31-Dec	4.55	4.42	(2.9)	(4.1)	1,000	4,420	125.64	555.3	0.89%	0.01	-	442.0	-	3.01	-
TROPICAL PARADISE (O)	30-Jun	6.16	6.16	0.0	1.0	15,500	95,480	142.50	877.80	1.41%	0.21	0.07	29.3	1.1	10.80	-
TROPICAL PARADISE (P)	30-Jun	308.00	308.00	0.0	(0.3)	200	61,600	-	-	-	-	16.00	-	5.2	-	-
<b>Others</b>																
COVIRA	31-Oct	23.45	23.45	0.0	5.9	2,304	54,029	56.61	1,327.5	2.13%	2.13	4.70	11.0	-	15.67	-
CIEL TEXTILE LTD	30-Jun	48.50	50.00	3.1	2.0	1,600	79,850	101.81	5,090.38	8.17%	4.51	3.00	11.1	6.0	43.62	10.34
HOTELEST	31-Dec	30.15	30.15	0.0	(2.0)	44	1,320	55.92	1,686.1	2.71%	0.47	0.21	-	0.7	51.97	-
MEDICAL & SURGICAL CENTRE	30-Jun	2.65	2.65	0.0	(17.2)	-	-	569.94	1,510.34	2.42%	-	0.03	-	1.1	1.21	-
MFD Group Ltd	31-Dec	12.50	12.60	0.8	18.9	3,000	37,800	150.00	1,890.0	3.03%	1.31	0.29	9.6	2.3	8.78	14.92
SIT LAND HOLDINGS OPT	30-Jun	11,100.00	11,750.00	-	-	5	57,350	-	-	-	-	-	-	-	-	-
<b>Property Development</b>																
ATTITUDE PROPERTY		12.70	12.70	0.0	4.1	12,000	152,400	160.02	2,032.2	3.3%	0.66	0.65	19.2	5.1	10.42	6.33
NOVUS PROPERTIES	31-Mar	9.00	9.00	0.0	5.9	-	-	14	124.01	-	0.48	0.38	18.8	4.2	9.62	4.99
<b>Sugar</b>																
CONSTANCE LA GAETE	31-Dec	120.00	120.00	0.0	(0.8)	-	-	4.80	576.0	0.9%	-	4.50	-	3.8	82.12	-
MEDINE LTD	30-Jun	70.00	65.00	(7.1)	(3.0)	67,600	4,626,938	105.00	6,825.00	10.96%	0.73	2.10	89.0	3.2	150.39	-
UNION SUGAR ESTATE	31-Dec	31.00	31.00	0.0	21.1	-	-	18.90	585.9	0.94%	-	-	-	-	87.70	-
<b>Transport</b>																
UNITED BUS SERVICE	30-Jun	34.05	34.05	0.0	1.6	-	-	4.97	169.2	0.27%	10.08	1.00	3.4	2.9	42.25	23.86
<b>Foreign</b>																
Zentosa Capital Limited (USD)	28-Feb	1.00	1.00	0.0	-	-	-	124.71	4,362.2	-	-	-	-	-	-	-
<b>Total (Equities)</b>						<b>703,432</b>	<b>18,844,729</b>		<b>62,295</b>							
<b>Total (Debentures)</b>						<b>5,000</b>	<b>499,900.00</b>									
<b>Total (Equities &amp; Debentures)</b>						<b>708,432</b>	<b>19,344,628.90</b>									

Debentures	Nominal Value	Last Traded Price		Volume	Value Traded	YTM on last	Accrued	Issue	Maturity
	(Rs)	15/06/2018	15/06/2018	Traded	(Rs)	traded price (%)	Interest (Rs)	Date	Date
<b>OFFICIAL MARKET</b>									
<b>Structured Products</b>									
Absa bank Limited - Structured Note Programme Due 2023 (USD)- 23.01.18	1000.00(USD)	1,000.00	1,000.00	-	-	-	-	12-Jan-18	9-Jan-23
Absa bank Limited - Structured Credit Linked Note Due 2023 (USD) ^^	1000.00(USD)	1,000.00	1,000.00	-	-	-	-	12-Jun-18	9-Jan-23
CM Structured Products Ltd - Zenit Cross - Asset MUR40 Notes - 24.01.18	1,000.00	940.71	940.71	-	-	5.28	14.88	21-Dec-16	24-Jan-22
CM Structured Products Ltd - Zenit Cross - Asset MUR180 Notes - 24.01.18	1,000.00	1,200.00	1,200.00	-	-	-	-	21-Dec-16	24-Jan-22
MCB Structured Solutions Ltd - Crescendo Global Security USD70 Notes (USD)	100.00	112.00	112.00	-	-	-	-	6-May-16	6-May-21
MCB Structured Solutions Ltd - Crescendo Global Security MUR170 Notes	1,000.00	850.07	850.07	-	-	-	-	6-May-16	6-May-21
MCB Structured Solutions Ltd - Crescendo Global Security MUR100 Notes	1,000.00	1,150.00	1,150.00	-	-	-	-	6-May-16	6-May-21
<b>Debentures</b>									
Compagnie de Beau Vallon Limitée - Class A Bonds	1,000.00	979.31	979.31	-	-	5.50	7.69	27-Oct-15	27-Oct-20
Compagnie de Beau Vallon Limitée - Class B Bonds	1,000.00	997.25	997.25	-	-	5.22	8.52	27-Oct-15	27-Oct-20
Commercial Investment Property Fund Ltd - Senior Tranche	100,000.00	97,654.65	97,654.65	-	-	5.84	2,697.26	12-Jan-17	12-Jan-27
Commercial Investment Property Fund Ltd - Junior Tranche	1,000.00	1,000.20	1,000.20	-	-	6.50	15.85	12-Jan-17	12-Jan-27
Evaco Ltd - Floating Rate Notes - INTRO - 01.07.16	1,000.00	1,043.86	1,043.86	-	-	4.94	2.14	17-Jun-16	16-Jun-21
IBL Ltd - Series 2 - Fixed Rate Notes - 5 Years - Intro 05.10.17	1,000,000.00	1,028,295.33	1,028,295.33	-	-	4.34	15,081.52	8-Sep-17	8-Sep-22
IBL Ltd - Series 3 - Floating Rate Notes - 5 Years - Intro 05.10.17	1,000,000.00	1,020,966.91	1,020,966.91	-	-	3.75	12,819.29	8-Sep-17	8-Sep-22
IBL Ltd - Series 4 - Fixed Rate Notes - 7 Years - Intro 05.10.17	1,000,000.00	1,037,489.36	1,037,489.36	-	-	4.81	16,589.67	8-Sep-17	8-Sep-24
IBL Ltd - Series 5 - Floating Rate Notes - 7 Years - Intro 05.10.17	1,000,000.00	1,025,612.77	1,025,612.77	-	-	4.31	14,327.45	8-Sep-17	8-Sep-24
MCB GROUP - NOTES	1,000.00	1,000.17	1,000.16	850	850,136	4.84	6.64	8-Aug-13	8-Aug-23
MCB Group Limited - Floating Rate Senior Unsecured Notes Due 2023 - 23.01.18	1,000.00	954.98	954.98	-	-	4.59	6.33	22-Jan-18	22-Jan-23
MAURITIUS UNION ASSURANCE - NOTES	10,000.00	10,143.49	10,143.49	-	-	5.09	139.25	24-Sep-14	24-Sep-24
New Mauritius Hotels Ltd - Notes -Tranche FLRNMUR7Y - Intro 20.11.17	1,000.00	1,065.00	1,065.00	-	-	3.84	5.77	15-Nov-17	15-Nov-24
New Mauritius Hotels Ltd - Notes -Tranche FRNMUR7Y -Intro 20.11.17	1,000.00	1,056.04	1,056.04	-	-	4.41	6.36	15-Nov-17	15-Nov-24
New Mauritius Hotels Ltd - Notes -Tranche FLRNMUR5Y -Intro 20.11.17	1,000.00	1,004.39	1,004.39	-	-	4.25	5.12	15-Nov-17	15-Nov-22
New Mauritius Hotels Ltd - Notes -Tranche FRNMUR5Y - Intro 20.11.17	1,000.00	989.95	989.95	-	-	5.00	5.60	15-Nov-17	15-Nov-22
New Mauritius Hotels Ltd - Notes -Tranche FRNEUR4Y - Intro 20.11.17	1,000.00	1,063.00	1,063.00	-	-	1.72	3.95	15-Nov-17	15-Nov-21
NMH - FLOATING RATE TRANCHE A NOTES - (MUR)	1,000.00	1,000.00	1,000.00	-	-	5.75	21.66	15-Jul-15	15-Jul-18
NMH - FLOATING RATE TRANCHE B NOTES - (MUR)	1,000.00	1,006.48	1,006.48	-	-	4.75	23.89	15-Jul-15	15-Jul-19
Northfields International School Ltd - (secured 7.75% fixed Rate) - 21.06.17	1,000.00	1,000.38	1,000.38	-	-	7.72	25.27	1-Sep-16	31-Aug-21
Omnicane Ltd - Series 1 - Floating Rate Secured Notes	10,000.00	9,996.78	9,996.78	-	-	4.81	40.05	8-Jun-16	8-Jun-19
Omnicane Ltd - Series 2 - Floating Rate Secured Notes	10,000.00	10,043.00	10,043.00	-	-	5.09	43.78	8-Jun-16	8-Jun-21
Omnicane Ltd - Series 3 - Fixed Rate Secured Notes	10,000.00	10,333.41	10,333.41	-	-	5.25	58.68	8-Jun-16	8-Jun-21
Omnicane Ltd - Series 4 - Fixed Rate Secured Notes	10,000.00	10,625.31	10,625.31	-	-	5.66	63.34	8-Jun-16	8-Jun-23
SBM Holdings Ltd - Class A 1 Series Bond	10,000.00	10,050.85	10,050.85	-	-	4.75	144.15	10-Mar-14	10-Mar-24
SBM Holdings Ltd - Class B 1 Series Bond - (USD)	1,000.00	980.03	980.03	-	-	3.75	2.28	30-May-14	30-May-21
Sun Limited - Notes -Tranche FRNMUR5Y	1,000.00	1,040.69	1,040.69	-	-	4.72	8.88	4-Nov-16	4-Nov-21
Sun Limited - Notes -Tranche FLRNMUR5Y	1,000.00	1,025.33	1,025.33	-	-	4.09	7.10	4-Nov-16	4-Nov-21
Sun Limited - Notes -Tranche FRNMUR7Y	1,000.00	1,052.00	1,052.00	-	-	5.47	9.62	4-Nov-16	4-Nov-23
Sun Limited - Notes -Tranche FLRNMUR7Y	1,000.00	1,025.33	1,025.33	-	-	4.69	7.69	4-Nov-16	4-Nov-23
Sun Limited - Notes -Tranche FRNEUR4Y	1,000.00	1,026.39	1,026.39	-	-	3.34	6.60	4-Nov-16	4-Nov-20
Sun Limited - Notes -Tranche FLRNEUR4Y	1,000.00	1,035.52	1,035.52	-	-	2.47	5.87	4-Nov-16	4-Nov-20
UNITED BASALT PRODUCTS - BOND	100.00	100.01	100.01	200,000	20,002,000	4.69	1.13	31-Oct-13	31-Oct-18
<b>DEM</b>									
ABC Motors Company - Notes	25,000.00	25,013.28	25,013.28	-	-	5.91	616.44	28-Jan-16	27-Jan-19
ASCENCIA - BONDS	12.00	12.81	12.81	-	-	4.88	0.72	8-Dec-15	30-Jun-25
United Investments Ltd - Bond	100.00	101.00	99.98	1,000	103,160	5.88	2.36	1-Feb-16	31-Jan-20

Research Desk

Email: [securities.research@swanforlife.com](mailto:securities.research@swanforlife.com)

Swan Securities Ltd

Swan Centre  
10, Intendance Street, Port-Louis,  
Mauritius

T: (230) 208 7010  
F: (230) 212 9867



swanforlife.com

BRN C06007932

This document may not be reproduced, copied, distributed for any purpose without the prior consent of Swan Securities Ltd. The information and opinions contained in this document have been completed or arrived at by Swan Securities Ltd from sources believed to be reliable and in good faith, but no representation or warranty express or implied is made as to their accuracy, completeness or correctness. The information contained in this document is published for the assistance of recipients but is not to be relied upon as being authoritative or taken as substitution for the exercise of judgments by any recipient. Swan Securities Ltd accepts no liability whatsoever for any direct or consequential loss arising from any use of this document and its contents.