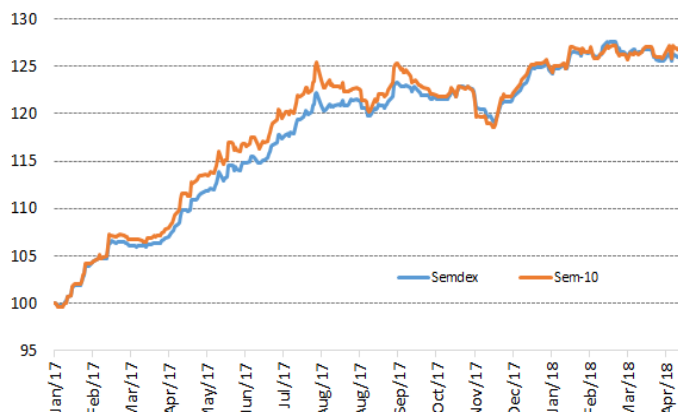


Market Highlights

The **Semdex** ended the week at 2,274.17 points (-0.35%) and the **SEM-10** dropped to 435.92 points (-0.57%). **Turnover** for the **official market** amounted to Rs259.01m geared mostly towards **MCBG** and **Greenbay (EUR)**. The latter witnessed a foreign cross of 13.0m shares. **Bluelife** was top performer of the week, rallying 19.47% to close at Rs2.70. The **Demex** closed lower at 240.34 points (-0.33%) on a turnover of Rs63.61m. **Foreigners** were net buyers to the tune of Rs58.22m.

Market summary

Market Summary	11.05.18	04.05.2018
<b>SECTORIAL INDICES OFFICIAL</b>		
BANKING INDEX	3,517.58	3,531.64
HOTEL INDEX	366.43	368.78
<b>FOREIGN TRANSACTIONS (Rs M)- OFFICIAL &amp; DEM</b>		
TOTAL FOREIGN PURCHASES	117.92	583.89
TOTAL FOREIGN SALES	59.71	37.70
NET FOREIGN INFLOW/(OUTFLOW)	58.22	546.19
<b>MARKET CAPITALISATION (Rs Bn)</b>		
OFFICIAL (Semdex) & DEM *	339.01	340.20
OFFICIAL (SEM- ASI) & DEM *	408.21	409.56
<b>DIVIDEND YIELD (%)</b>		
OFFICIAL MARKET	3.08	3.07
<b>PER (x)</b>		
OFFICIAL MARKET	15.29	15.34
<b>TOTAL MARKET TURNOVER (Rs M)</b>		
OFFICIAL MARKET	259.01	124.41
<b>FOREIGN PARTICIPATION (%)</b>		
OFFICIAL MARKET	32.16	38.68



Equities performance

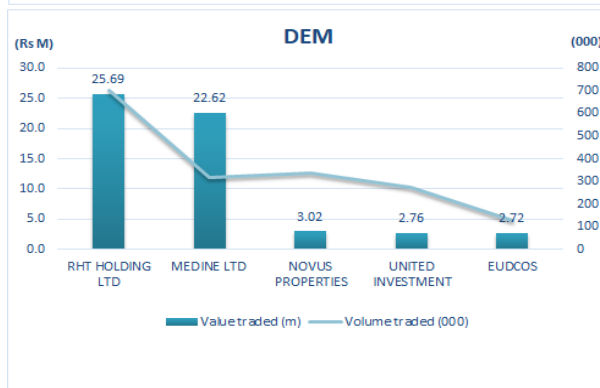
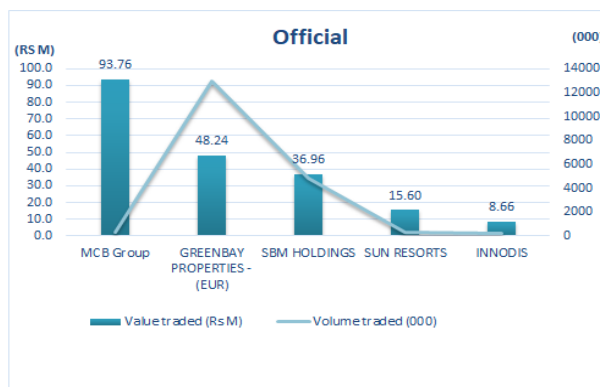
Official top performers	W-O-W (%)	YTD (%)	Closing price (Rs)
BLUELIFE LIMITED	19.47	17.39	2.70
PIM	5.00	(6.10)	57.75
CORESHARES S&P 500 ETF - (USD)	3.82	1.49	2.72
CORESHARES S&P GLOBAL PROPERTY ETF - (USD)	2.00	(1.54)	2.55
ENL COMMERCIAL	1.02	15.63	14.80

Official worst performers	W-O-W (%)	YTD (%)	Closing price (Rs)
OMNICANE	(2.35)	(5.45)	52.00
ALTEO LIMITED	(1.82)	(8.47)	27.00
IBL Ltd	(0.90)	8.55	49.50
SUN RESORTS	(0.90)	2.26	49.80
MCB India Sovereign Bond -(USD)	(0.84)	(9.52)	9.50

DEM top performers	W-O-W (%)	YTD (%)	Closing price (Rs)
THE BEE EQUITY PARTNERS	2.05	27.35	37.25
LES MOULINS DE LA CONCORDE (P)	1.49	1.49	340.00
SOUTHERN CROSS TOURIST HOTEL	0.43	0.43	4.63

DEM worst performers	W-O-W (%)	YTD (%)	Closing price (Rs)
MEDICAL & SURGICAL CENTRE	(10.07)	(16.25)	2.68
FORGES TARDIEU	(2.59)	(7.58)	122.00
ENL LTD (P)	(1.44)	(6.15)	27.45
Kolos Cement Ltd - Intro 19.02.18	(1.04)	-	95.00
ABC BANKING	(0.77)	(2.27)	25.80

Top traded stocks



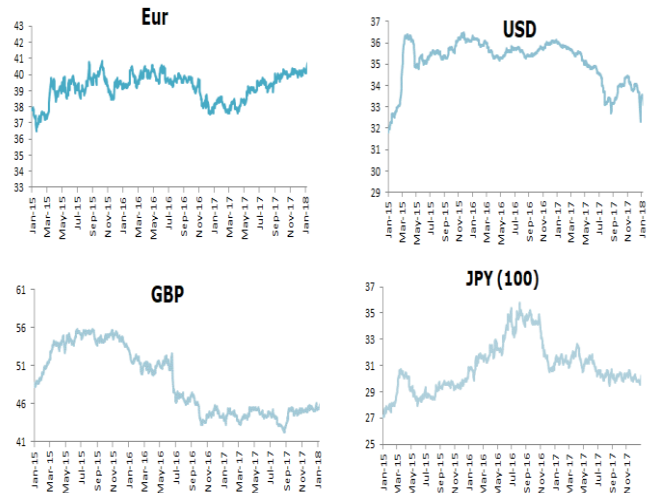
## Indicators

Indices	11.05.2018	W-O-W (%)	YTD (%)
<b>LOCAL (Friday Closing)</b>			
SEM - ASI	2,125.02	(0.33)	(4.36)
SEMDEX	2,274.17	(0.35)	3.27
SEM - VWAP	2,129.18	(0.24)	(4.07)
SEM - 10	435.92	(0.57)	3.34
DEMEX	240.34	(0.33)	4.63
<b>REGIONAL (Thursday Closing)</b>			
FTSE/JSE (SOUTH AFRICA)	58,005.62	1.28	(1.61)
NGSE (NIGERIA)	41,080.12	(0.07)	8.42
NSEASI (KENYA)	178.74	1.65	5.14
BGSMDC (BOTSWANA)	8,506.72	0.16	(4.01)
GGSECI (GHANA)	3,480.53	0.03	35.46
<b>INTERNATIONAL (Thursday Closing)</b>			
DOW JONES (INDUSTRY)	24,542.54	2.58	(0.94)
CAC 40	5,545.95	0.81	3.87
SENSEX	35,246.27	0.41	4.13
DAX	13,022.87	2.62	0.33
NIKKEI	22,497.18	(0.05)	(1.26)
FTSE 100	7,700.97	2.64	1.02

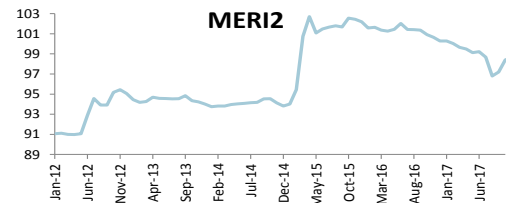
SEM-10 Stocks (Market Cap)	Closing Price (Rs)	Value traded (Rs M)	Volume traded (000)
MCB Group	280.00	93.76	332.45
IBL Ltd	49.50	5.22	104.49
SBM HOLDINGS	7.72	36.96	4796.60
NMH	24.25	8.27	340.80
ENL LAND (O)	42.00	2.94	70.00
CIEL LIMITED	7.14	4.02	561.87
GRIT Real Estate Income Group - USD	1.48	4.75	92.10
PBL	600.00	0.36	0.60
LUX ISLAND RESORTS	71.00	2.02	28.43
SUN RESORTS	49.80	15.60	313.21

Top 10 DEM stocks (Market Cap)	Closing Price (Rs)	Value traded (Rs M)	Volume traded (000)
ASCENCIA Ltd (Class A Shares)	16.75	0.37	21.90
MEDINE LTD	72.00	22.62	317.37
CIEL TEXTILE LTD	49.60	1.38	27.88
SWAN LIFE	1300.00	0.00	0.00
CONSTANCE HOTELS SERVICES	29.70	0.34	11.60
EUDCOS	21.55	2.72	126.00
Kolos Cement Ltd - Intro 19.02.18	95.00	0.03	0.30
PHOENIX INVESTMENT	415.00	0.00	0.00
ATTITUDE PROPERTY	12.90	1.11	86.00
UNITED INVESTMENT	10.00	2.76	275.90

## Forex



## MERI



MERI2 is based on the currency distribution of merchandise trade and tourism earnings (Source: Bank of Mauritius)

Currency	Closing Rate (Rs)	W-O-W (%)	YTD (%)
US\$	34.65	(0.73)	(3.03)
GBP	46.88	(0.34)	(3.61)
INR	0.52	-	1.90
JPY(100)	31.67	(0.29)	(6.22)
ZAR	2.82	(2.93)	(3.68)
EURO	41.29	(0.08)	(2.83)

## News & Announcement

**GRIT** – will issue 5,567,564 additional ordinary shares of no par value as settlement for the acquisition of Capital Place in Ghana, as announced to the market on Friday, 13 April 2018. The New Shares was issued through the Company's Mauritian share register on Friday, 11 May 2018 at an issue price per share of USD 1.5267. The New Shares was listed on the Official Market of the Stock Exchange of Mauritius Ltd and the Main Board of the JSE Limited on Friday, 11 May 2018. Following the issue of the New Shares, the Company will have a total of 214,022,425 ordinary shares in issue.

**IBL**- The Employment Agreement of Mr. Yann Duchesne as Group CEO – Operations which had been extended, will expire on 31<sup>st</sup> July 2018.

**Mauritius Cosmetics Ltd**- Subject to the approval of the relevant authorities and of its shareholders at a forthcoming special meeting, Mauritius Cosmetics intends to proceed with a rights issue of 5,000,000 shares of Rs10 each to the shareholders, at an issue price of Rs30 per share in the ratio of one (1) new ordinary share for every two (2) ordinary shares held on a date to be notified to the shareholders once the above-mentioned formalities have been completed.

## Dividend announcements:

Security	Security Code	Entitlements	Final / Interim	Last Cum -Date	Ex - Date	Registered Date	Date Payable	Financial Year
CIM Financial Services Ltd	CIM.N0000	Re 0.07	Interim	23-May-18	24-May-18	28-May-18	12-Jun-18	30-Sep-18
New Mauritius Hotels Ltd ( Preference Shares )	NMHL.P0000	Re 0.33		23-May-18	24-May-18	28-May-18	23-Jul-18	30-Sep-18
United Basalt Products Ltd	UBP.N0000	Rs 3.50	Final	24-May-18	25-May-18	29-May-18	26-Jun-18	30-Jun-18
Mauritius Oil Refineries Ltd	MOR.N0000	Re 0.25	Final	25-May-18	28-May-18	30-May-18	15-Jun-18	30-Jun-18
Plastic Industry (Mauritius) Ltd	PIM.N0000	Rs 2.00	Final	25-May-18	28-May-18	30-May-18	21-Jun-18	30-Jun-18

Security	Security Code	Entitlements	Final / Interim	Last Cum -Date	Ex - Date	Registered Date	Date Payable	Financial Year
Les Moulins de La Concorde Ltée (Ordinary)	LMLC.I0000	Rs 8.00	Final	23-May-18	24-May-18	28-May-18	22-Jun-18	30-Jun-18
Les Moulins de La Concorde Ltée (Preference)	LMLC.J0000	Rs 20.00	Final	23-May-18	24-May-18	28-May-18	22-Jun-18	30-Jun-18
Tropical Paradise Co. Ltd (Ordinary)	TPL.I0000	Re 0.105	Final	24-May-18	25-May-18	29-May-18	27-Jun-18	30-Jun-18
Tropical Paradise Co. Ltd (Preference)	TPL.J0000	Rs 16.00	Final	24-May-18	25-May-18	29-May-18	27-Jun-18	30-Jun-18

## Accounts – Quarter ended March 2018

**Rogers** – Group revenue for the quarter ended 31 March 2018 grew by 11% to Rs 2,326m (Q3 2017: Rs 2,088m). PAT, excluding exceptional items, more than doubled to reach Rs 197m (Q3 2017: Rs 98m) mainly driven by the Hotel sector. The latter results were boosted by Veranda Leisure and Hospitality, which registered a 25% growth in Revenue with higher occupancy rates and favourable exchange rates.

**CIM** –Net operating income for the quarter rose by 15.2% to Rs 415.6m and operating profit increased to Rs138.2m (+43.2%). However, profit from continuing operations dropped to Rs71.9m (-7.9%) owing to a significant foreign exchange loss attributable to the Group’s foreign exchange exposure arising out of the proceeds of the sale of Cim Global Business. Impairment also rose from Rs37.3m to Rs62.7m. The two main pillars of the Group, Finance and Property clusters both showed increased bottom lines figures, while the Investment cluster have been negatively impacted by the foreign exchange loss mentioned above.

**NMH** –Turnover was up by 6.8% to Rs 2.8bn. After adjusting for the closure of Sainte Anne as from September 2017, growth in turnover is 11%. ARR increased by 14%, as a result of rate increases and a stronger Euro and GBP. Earnings from operating activities increased by 34% and EBITDA by 15% mainly on the back of better performance from Mauritian operations. PAT grew by 29% to reach Rs 206M (FY 17:Rs 160M).

**UBP** – Significant drop in operating profit despite increase in revenue owing to unexpected production-related costs incurred due to the bad weather conditions prevailing since the beginning of the year. Performance was also impacted by exceptional severance allowances paid to retiring employees and legal fees incurred in relation to the Group’s case at the Privy Council. Overseas, the Group’s subsidiary operating in Madagascar continued to incur losses due to an increase in production costs and the unavailability of raw-materials while in Sri Lanka the subsidiary restarted its operations in March but the net result for the period under review was still loss-making.

**Kolos** - Revenue for the three months ended 31 March 2018 amounted to Rs206.1M, a decrease of 1.5% compared to the prior corresponding period impacted by poor weather conditions in the first quarter of the year. Operating Profit increased by 12.8% to Rs37M in the period under review. Profit after tax was Rs35M compared to Rs26M for the prior corresponding period.

**Ascencia** – Results for the 3rd quarter remain robust with an increase of 10% in turnover compared to the same period last year. The increase in turnover is mainly attributable to a gain of 10.4% in gross contractual income coupled with higher exhibition and advertising revenues which rose by 51%. Profit after tax ended lower than last year due to one off costs in taxation (under provision in previous quarters) and the deconsolidation of Gardens of Bagatelle following its sale.

**Ciel Textile** – Decreased performance for both the Woven and the Knits segments of the Group. The Woven cluster continues to be affected by lower margins and volumes due to strong competition in retail markets.

**Medine** – All segments reported losses for the quarter with higher losses from the Agricultural segment owing to lower performance of the sugar related activities.



DEM Stocks	Year-end	Last Traded Price		Change for the week (%)	Change since 31.12.17 (%)	Volume traded	Value traded	Shares in Issue (m)	Market Cap (Rs m)	Weighted Market Cap	EPS hist (Rs)	DPS hist (Rs)	PER hist (x)	Yield hist (%)	Latest NAV (Rs)	ROE (%)
		04/05/2018	11/05/2018													
<b>Banks, Insurance &amp; Other Finance</b>																
ABC BANKING	30-Jun	26.00	25.80	(0.8)	(2.3)	1,400	35,980	76.27	1,967.8	3.38%	2.73	0.64	9.5	2.5	17.57	15.54
SWAN LIFE	31-Dec	1,300.00	1,300.00	0.0	0.8	-	-	2.63	3,421.9	5.87%	67.29	46.00	19.3	3.5	-	-
<b>Commerce</b>																
ABC MOTORS	30-Jun	112.00	112.00	0.0	1.8	-	-	6.18	691.7	1.19%	16.60	2.50	6.7	2.2	115.22	14.41
ASSOCIATED COMMERCIAL	30-Jun	153.00	153.00	0.0	2.0	-	-	1.14	174.9	0.30%	45.66	4.00	3.4	2.6	305.72	14.94
CHEMCO	31-Dec	19.10	19.10	0.0	0.0	27	508	6.21	118.6	0.20%	1.12	1.00	17.1	5.2	16.81	6.66
CIE IMMOBILIERE	31-Dec	590.00	590.00	0.0	7.5	-	-	0.27	157.2	0.27%	46.85	23.00	12.6	3.9	1,126.19	4.16
<b>Industry</b>																
BYCHEMEX	31-Dec	5.00	5.00	0.0	13.1	10,800	53,454	5.00	25.0	0.04%	0.22	0.16	22.7	3.2	6.26	3.51
FORGES TARDIEU	31-Dec	125.25	122.00	(2.6)	(7.6)	100	12,200	1.92	234.2	0.40%	-	-	-	-	124.41	-
LES GAZ INDUSTRIELS	30-Jun	54.00	54.00	0.0	(15.3)	900	48,600	2.61	141.0	0.24%	3.24	2.70	16.7	5.0	92.65	3.50
Kolos Cement Ltd - Intro 19.02.18	Dec-16	96.00	95.00	(1.0)	-	300	28,500	27.00	2,565.0	4.40%	6.99	7.22	-	7.6	13.02	-
LIVESTOCK FEED (C)	30-Jun	48.00	48.00	0.0	23.1	60	2,880	31.50	1,512.0	2.60%	3.23	1.20	14.9	2.5	46.55	6.94
LIVESTOCK FEED (P)	30-Jun	26.80	26.80	0.0	5.1	-	-	-	-	0.00%	-	1.20	-	4.5	-	-
LES MOULINS DE LA CONCORDE (O)	30-Jun	231.00	231.00	0.0	7.4	580	133,980	5.40	1,247.4	2.14%	10.97	8.00	21.1	3.5	274.23	4.00
LES MOULINS DE LA CONCORDE (P)	30-Jun	335.00	340.00	1.5	1.5	700	238,000	-	-	0.00%	-	20.00	-	5.9	-	-
MAURITIUS COSMETICS	31-Dec	39.00	39.00	0.0	11.4	4,016	156,592	10.00	390.0	0.67%	0.43	0.50	90.7	1.3	120.12	0.36
MARGARINE INDUSTRIES	31-Dec	923.00	923.00	0.0	0.0	-	-	0.30	277.1	0.48%	61.82	0.50	14.9	0.1	685.05	9.02
MAURITIUS SECONDARY INDUSTRIES	30-Jun	29.80	29.80	0.0	0.3	-	-	0.80	23.8	0.04%	4.47	1.00	6.7	3.4	73.31	6.10
PAPER CONVERTING	31-Dec	28.00	28.00	0.0	3.7	1,300	36,400	3.60	100.8	0.17%	-	0.50	-	1.8	85.94	WVALUE
QUALITY BEVERAGE	31-Dec	15.45	15.45	0.0	0.0	300	4,635	22.36	345.4	0.59%	1.37	0.80	11.3	5.2	13.70	-
SOAP & ALLIED INDUSTRIES	31-Dec	22.25	22.25	0.0	(2.2)	-	-	4.50	100.0	0.17%	1.18	0.50	18.9	2.2	46.63	2.53
<b>Investments</b>																
ASCENCIA Ltd (Class A Shares)	30-Sep	16.75	16.75	0.0	7.0	21,897	366,757	478.39	8,013.0	13.76%	2.03	0.50	8.3	3.0	14.11	14.39
Ascencia Ltd (Preference Shares)	30-Jun	20.25	20.25	-	-	10,000	202,500	-	-	-	-	0.79	-	-	-	-
ENL LTD (P)	30-Jun	27.85	27.45	(1.4)	(6.2)	9,500	261,575	-	-	0.00%	2.18	0.69	12.6	2.5	80.38	-
EUDCOS	30-Jun	21.55	21.55	0.0	6.9	126,003	2,715,365	121.45	2,617.3	4.49%	1.21	0.90	17.8	4.2	15.15	7.99
THE BEE EQUITY PARTNERS	30-Jun	36.50	37.25	2.1	27.4	60,281	2,218,673	8.82	328.6	0.56%	5.04	-	7.4	-	57.71	26.12
PHOENIX INVESTMENT	30-Jun	415.00	415.00	0.0	36.1	-	-	5.69	2,359.4	4.05%	21.15	8.72	19.6	2.1	191.06	11.07
RHT HOLDING LTD	30-Jun	37.00	36.75	(0.7)	13.1	699,155	25,693,951	12.16	447.0	0.77%	3.06	1.15	12.0	3.1	59.25	-
UNITED INVESTMENT	30-Jun	10.00	10.00	0.0	0.0	275,900	2,758,998	204.09	2,040.9	3.50%	-	-	-	-	11.11	-
<b>Leisure &amp; Hotels</b>																
CONSTANCE HOTELS SERVICES	31-Dec	29.70	29.70	0.0	(7.3)	11,600	344,520	109.65	3,256.7	5.59%	0.50	0.25	-	0.8	51.98	-
MORNING LIGHT	31-Dec	41.20	41.20	0.0	0.0	-	-	45.96	1,893.6	3.25%	0.62	-	-	-	22.71	-
SOUTHERN CROSS TOURIST HOTEL	31-Dec	4.61	4.63	0.4	0.4	5,921	27,414	125.64	581.7	1.00%	0.01	-	463.0	-	3.01	-
TROPICAL PARADISE (C)	30-Jun	6.26	6.26	0.0	2.6	46	288	142.50	892.1	1.53%	0.21	0.07	29.8	1.1	10.80	-
TROPICAL PARADISE (P)	30-Jun	315.00	315.00	0.0	1.9	-	-	-	-	0.00%	-	16.00	-	5.1	-	-
<b>Others</b>																
COVIRA	31-Oct	22.50	22.50	0.0	1.6	100	2,250	56.61	1,273.7	2.19%	2.13	4.70	10.6	-	15.67	-
CIEL TEXTILE LTD	30-Jun	49.60	49.60	0.0	1.2	27,881	1,382,898	101.81	5,049.7	8.67%	4.51	3.00	11.0	6.0	43.62	10.34
HOTELEST	31-Dec	30.05	30.05	0.0	(2.3)	-	-	55.92	1,680.5	2.88%	0.47	0.21	-	0.7	51.97	-
MEDICAL & SURGICAL CENTRE	30-Jun	2.98	2.68	(10.1)	(16.3)	37,500	100,560	569.94	1,527.4	2.62%	-	0.03	-	1.1	1.21	-
MFD Group Ltd	31-Dec	12.50	12.50	0.0	17.9	-	-	150.00	1,875.0	3.22%	1.31	0.26	9.5	2.1	8.78	14.92
SIT LAND HOLDINGS OPT	30-Jun	13,000.00	12,210.00	-	-	3	36,630	-	-	-	-	-	-	-	-	-
<b>Property Development</b>																
ATTITUDE PROPERTY		12.95	12.90	(0.4)	5.7	86,000	1,109,420	160.02	2,064.22	3.5%	0.66	0.65	19.5	5.0	10.42	6.33
NOVUS PROPERTIES	31-Mar	9.00	9.00	0.0	5.9	335,000	3,015,000	-	-	-	0.48	0.38	18.8	4.2	9.62	4.99
<b>Sugar</b>																
CONSTANCE LA GALETTE	31-Dec	117.00	117.00	0.0	(3.3)	-	-	4.80	561.6	1.0%	-	4.50	-	3.8	82.12	-
MEDINE LTD	30-Jun	72.00	72.00	0.0	7.5	317,365	22,621,805	105.00	7,560.0	12.98%	0.73	2.10	98.6	2.9	150.39	-
UNION SUGAR ESTATE	31-Dec	30.00	30.00	0.0	17.2	-	-	18.90	567.0	0.97%	-	-	-	-	87.70	-
<b>Transport</b>																
UNITED BUS SERVICE	30-Jun	34.05	34.05	0.0	1.6	-	-	4.97	169.2	0.29%	10.08	1.00	3.4	2.9	42.25	23.86
<b>Foreign</b>																
Zentosa Capital Limited (USD)	28-Feb	1.00	1.00	0.0	-	-	-	-	-	-	-	-	-	-	-	-
<b>Total (Equities)</b>						<b>2,044,635</b>	<b>63,610,331</b>		<b>58,253</b>							
<b>Total (Debentures)</b>																
<b>Total (Equities &amp; Debentures)</b>						<b>2,044,635</b>	<b>63,610,331.12</b>									



Debtentures	Nominal Value	Last Traded Price		Volume Traded	Value Traded (Rs)	YTM on last traded price (%)	Accrued Interest (Rs)	Issue Date	Maturity Date
	(Rs)	04/05/2018	11/05/2018						
<b>OFFICIAL MARKET</b>									
<b>Structured Products</b>									
Absa bank Limited - Structured Note Programme Due 2023 (USD)- 23.01.18	1000.00(USD)	1,000.00	1,000.00	-	-	-	-	12-Jan-18	9-Jan-23
CM Structured Products Ltd - Zenit Cross - Asset MUR40 Notes - 24.01.18	1,000.00	940.71	940.71	-	-	5.28	10.89	21-Dec-16	24-Jan-22
CM Structured Products Ltd - Zenit Cross - Asset MUR180 Notes - 24.01.18	1,000.00	1,200.00	1,200.00	-	-	-	-	21-Dec-16	24-Jan-22
MCB Structured Solutions Ltd - Crescendo Global Security USD70 Notes (USD)	100.00	112.00	112.00	-	-	-	-	6-May-16	6-May-21
MCB Structured Solutions Ltd - Crescendo Global Security MUR170 Notes	1,000.00	1,150.00	1,150.00	-	-	-	-	6-May-16	6-May-21
MCB Structured Solutions Ltd - Crescendo Global Security MUR100 Notes	1,000.00	1,150.00	1,150.00	-	-	-	-	6-May-16	6-May-21
<b>Debtentures</b>									
Compagnie de Beau Vallon Limitée - Class A Bonds	1,000.00	979.31	979.31	-	-	5.50	2.39	27-Oct-15	27-Oct-20
Compagnie de Beau Vallon Limitée - Class B Bonds	1,000.00	997.30	997.30	-	-	5.22	2.65	27-Oct-15	27-Oct-20
Commercial Investment Property Fund Ltd - Senior Tranche	100,000.00	97,654.65	97,654.65	-	-	5.84	2,064.38	12-Jan-17	12-Jan-27
Commercial Investment Property Fund Ltd - Junior Tranche	1,000.00	1,000.20	1,000.20	-	-	6.50	8.37	12-Jan-17	12-Jan-27
Evaco Ltd - Floating Rate Notes - INTRO - 01.07.16	1,000.00	1,047.57	1,047.57	-	-	4.94	11.04	17-Jun-16	16-Jun-21
IBL Ltd - Series 2 - Fixed Rate Notes - 5 Years - Intro 05.10.17	1,000,000.00	1,028,295.33	1,028,295.33	-	-	4.34	9,375.00	8-Sep-17	8-Sep-22
IBL Ltd - Series 3 - Floating Rate Notes - 5 Years - Intro 05.10.17	1,000,000.00	1,020,966.91	1,020,966.91	-	-	3.75	7,968.75	8-Sep-17	8-Sep-22
IBL Ltd - Series 4 - Fixed Rate Notes - 7 Years - Intro 05.10.17	1,000,000.00	1,037,489.36	1,037,489.36	-	-	4.81	10,312.50	8-Sep-17	8-Sep-24
IBL Ltd - Series 5 - Floating Rate Notes - 7 Years - Intro 05.10.17	1,000,000.00	1,025,612.77	1,025,612.77	-	-	4.31	8,906.25	8-Sep-17	8-Sep-24
MCB GROUP - NOTES	1,000.00	1,010.33	1,010.33	-	-	4.63	1.06	8-Aug-13	8-Aug-23
MCB Group Limited - Floating Rate Senior Unsecured Notes Due 2023 - 23.01.18	1,000.00	1,004.12	1,000.02	500	500,010	3.50	2.30	22-Jan-18	22-Jan-23
<b>MAURITIUS UNION ASSURANCE - NOTES</b>									
New Mauritius Hotels Ltd - Notes -Tranche FLRNMUR7Y - Intro 20.11.17	1,000.00	1,065.00	1,065.00	-	-	3.84	24.43	15-Nov-17	15-Nov-24
New Mauritius Hotels Ltd - Notes -Tranche FRNMUR7Y - Intro 20.11.17	1,000.00	1,056.04	1,056.04	-	-	4.41	26.93	15-Nov-17	15-Nov-24
New Mauritius Hotels Ltd - Notes -Tranche FLRNMUR5Y - Intro 20.11.17	1,000.00	1,004.39	1,004.39	-	-	4.25	21.69	15-Nov-17	15-Nov-22
New Mauritius Hotels Ltd - Notes -Tranche FRNMUR5Y - Intro 20.11.17	1,000.00	1,033.43	1,033.43	-	-	4.00	23.68	15-Nov-17	15-Nov-22
New Mauritius Hotels Ltd - Notes -Tranche FRNEUR4Y - Intro 20.11.17	1,000.00	1,063.00	1,063.00	-	-	1.72	16.70	15-Nov-17	15-Nov-21
NMH - FLOATING RATE TRANCHE A NOTES - (MUR)	1,000.00	1,000.00	1,000.00	-	-	5.75	16.08	15-Jul-15	15-Jul-18
NMH - FLOATING RATE TRANCHE B NOTES - (MUR)	1,000.00	1,007.71	1,007.71	-	-	4.75	17.74	15-Jul-15	15-Jul-19
Northfields International School Ltd - (secured 7.75% fixed Rate) - 21.06.17	1,000.00	1,000.43	1,000.43	-	-	7.72	16.35	1-Sep-16	31-Aug-21
Omnicane Ltd - Series 1 - Floating Rate Secured Notes	10,000.00	9,996.78	9,996.78	-	-	4.81	204.99	8-Jun-16	8-Jun-19
Omnicane Ltd - Series 2 - Floating Rate Secured Notes	10,000.00	10,043.00	10,043.00	-	-	5.09	224.05	8-Jun-16	8-Jun-21
Omnicane Ltd - Series 3 - Fixed Rate Secured Notes	10,000.00	10,333.41	10,333.41	-	-	5.25	300.33	8-Jun-16	8-Jun-21
Omnicane Ltd - Series 4 - Fixed Rate Secured Notes	10,000.00	10,625.31	10,625.31	-	-	5.66	324.16	8-Jun-16	8-Jun-23
SBM Holdings Ltd - Class A 1 Series Bond	10,000.00	10,050.85	10,050.85	-	-	4.75	88.92	10-Mar-14	10-Mar-24
SBM Holdings Ltd - Class B 1 Series Bond - (USD)	1000.00(USD)	994.53	994.53	-	-	3.22	14.02	30-May-14	30-May-21
Sun Limited - Notes -Tranche FRNMUR5Y	1,000.00	1,040.69	1,040.69	-	-	4.72	1.97	4-Nov-16	4-Nov-21
Sun Limited - Notes -Tranche FLRNMUR5Y	1,000.00	1,025.33	1,025.33	-	-	4.09	1.58	4-Nov-16	4-Nov-21
Sun Limited - Notes -Tranche FRNMUR7Y	1,000.00	1,052.00	1,052.00	-	-	5.47	2.14	4-Nov-16	4-Nov-23
Sun Limited - Notes -Tranche FLRNMUR7Y	1,000.00	1,025.35	1,025.35	-	-	4.69	1.71	4-Nov-16	4-Nov-23
Sun Limited - Notes -Tranche FRNEUR4Y	1,000.00	1,029.19	1,027.16	163	6,908,878	3.34	1.47	4-Nov-16	4-Nov-20
Sun Limited - Notes -Tranche FLRNEUR4Y	1,000.00	1,036.98	1,036.98	-	-	2.47	1.30	4-Nov-16	4-Nov-20
UNITED BASALT PRODUCTS - BOND	100.00	100.27	100.27	-	-	4.16	0.59	31-Oct-13	31-Oct-18
<b>DEM</b>									
ABC Motors Company - Notes	25,000.00	25,013.28	25,013.28	-	-	5.91	443.84	28-Jan-16	27-Jan-19
ASCENCIA - BONDS	12.00	12.81	12.81	-	-	4.88	0.63	8-Dec-15	30-Jun-25
United Investments Ltd - Bond	100.00	101.98	101.98	1,000	103,160	4.66	1.68	1-Feb-16	31-Jan-20

Research Desk

Email: [securities.research@swanforlife.com](mailto:securities.research@swanforlife.com)

Swan Securities Ltd

Swan Centre  
10, Intendance Street, Port-Louis,  
Mauritius

T: (230) 208 7010  
F: (230) 212 9867

 swanforlife.com

BRN C06007932

This document may not be reproduced, copied, distributed for any purpose without the prior consent of Swan Securities Ltd. The information and opinions contained in this document have been completed or arrived at by Swan Securities Ltd from sources believed to be reliable and in good faith, but no representation or warranty express or implied is made as to their accuracy, completeness or correctness. The information contained in this document is published for the assistance of recipients but is not to be relied upon as being authoritative or taken as substitution for the exercise of judgments by any recipient. Swan Securities Ltd accepts no liability whatsoever for any direct or consequential loss arising from any use of this document and its contents.