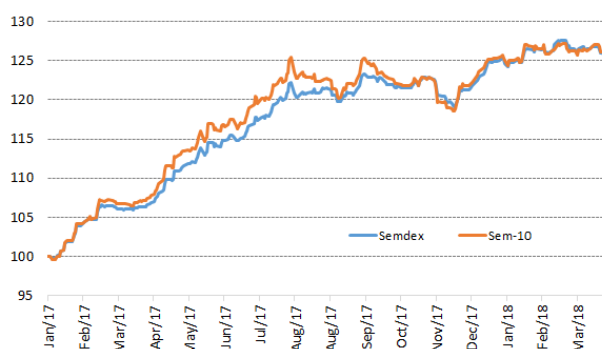


Market Highlights

INDICES	LATEST	W-O-W % CHANGE	YTD % CHANGE
LOCAL (Friday's closing)			
SEM- ASI	2,120.67	(0.73)	(4.55)
SEMDEX	2,273.43	(0.84)	3.24
SEM-VWAP	2,122.48	(0.71)	(4.37)
SEM-10	434.62	(0.88)	3.03
DEMEX	240.86	(0.34)	4.9
REGIONAL (Thursday's closing)			
FTSE/JSE (SOUTH AFRICA)	57,526.79	2.4	(2.4)
NGSE (NIGERIA)	40,874.09	0.1	7.9
NSEASI (KENYA)	184.85	(4.8)	8.7
BGSMDC (BOTSWANA)	8,462.19	(0.6)	(4.5)
GGSECI (GHANA)	3,437.08	1.0	33.8
INTERNATIONAL (Thursday's closing)			
DOW JONES	24,748.07	2.3	(0.1)
CAC 40	5,391.64	1.6	1.0
SENSEX	34,427.29	1.0	1.7
DAX	12,567.42	2.2	(3.2)
NIKKEI	22,191.18	2.5	(2.6)
FTSE 100	7,328.92	1.0	(3.9)

	%
GDP GROWTH at basic prices (2018F) by Statistics Mauritius	3.7
UNEMPLOYMENT RATE (2017 est.)	7.1
CPI HEADLINE INFLATION (Mar 2018)	5.0
BUDGET DEFICIT (% of GDP) – Jul 2016/Jun 2017	3.5
REPO RATE (28 th February 2018)	3.5
91 DAY T-BILLS	3.58
182 DAY T-BILLS	3.68
364 DAY T-BILLS	3.68
3-YEAR GOVT. of MTIUS TREASURY NOTES	4.26
5-YEAR GOVT BONDS	4.87
10-YEAR GOVT BONDS	4.47
15-YEAR GOVT BONDS	5.21
20-YEAR GOVT BONDS	5.55

FOREX	LATEST	W-O-W % CHANGE	YTD % CHANGE
MUR/US\$	33.45	-0.3	-0.5
MUR/GBP	47.09	-1.4	4.1
MUR/INR	0.51	-1.9	-3.8
MUR/JPY	31.10	-0.5	4.3
MUR/ZAR	2.80	0.5	3.1
MUR/EURO	41.28	-0.2	2.8



Highlights

- ▶ **Banks: MCBG (-1.6%); SBMH (-1.8%)**
- ▶ **Hotels: NMH (-1.6%); LUX Island Resorts (+2.1%); Sun Resorts (-1.0%)**
- ▶ **News: BlueLife**

Research Desk

Email: securities.research@swanforlife.com

Swan Securities Ltd

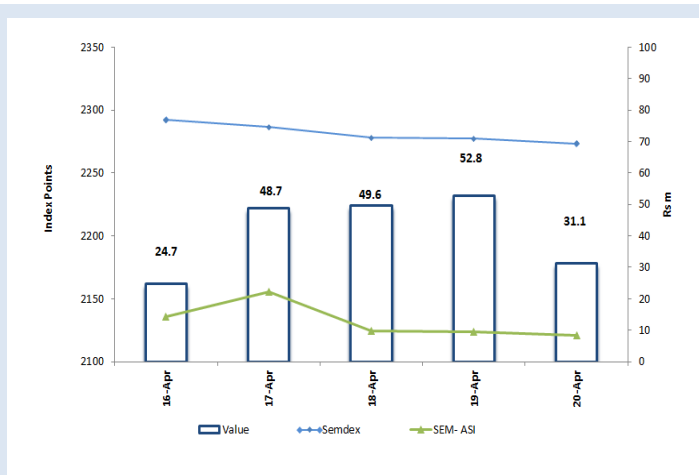
Swan Centre
10 Intendance Street
Port Louis, Mauritius

T (230) 208 7010
F (230) 212 9867
W swanforlife.com

BRN C06007932

This document may not be reproduced, copied, distributed for any purpose without the prior consent of Swan Securities Ltd. The information and opinions contained in this document have been completed or arrived at by Swan Securities Ltd from sources believed to be reliable and in good faith, but no representation or warranty express or implied is made as to their accuracy completeness or correctness. The information contained in this document is published for the assistance of recipients but is not to be relied upon as being authoritative or taken as substitution for the exercise of judgments by any recipient. Swan Securities Ltd accepts no liability whatsoever for any direct or consequential loss arising from any use of this document and its contents.

	Wk/ending 13.04.2018	Wk/ending 20.04.2018
SECTORAL INDICES		
BANKING INDEX	3,523.96	3,473.10
HOTEL INDEX	370.77	369.37
FOREIGN TRANSACTIONS (Rsm)		
TOTAL FOREIGN PURCHASES	116.59	88.83
TOTAL FOREIGN SALES	72.89	83.62
NET FOREIGN INFLOW/(OUTFLOW)	43.70	5.21
MARKET CAPITALISATION (Rsbn)		
OFFICIAL (Semdex) & DEM	341.62	339.06
OFFICIAL (SEM- ASI) & DEM	410.42	407.64
DIVIDEND YIELD (%)		
OFFICIAL MARKET *	3.06	3.08
PER(x)		
OFFICIAL MARKET *	15.35	15.23



(*) DY and PER are based on total number of issued shares of SEM- ASI companies.

News

Bluelife – the Board approved a Reply Document to assist the shareholders of Bluelife in reaching an informed decision on the Mandatory Offer made by IBL whereby IBL proposes to acquire all the voting shares of Bluelife not already held by it pursuant to Rule 33 of the Securities (Takeover) Rules 2010 for a cash consideration of MUR 2.24 per share (the “Offer”). The Reply Document will be circulated to the shareholders of Bluelife on or about 4th May 2018 and will include the recommendation of the Directors to the shareholders of Bluelife whether to accept or reject the Offer.

Official Market

Turnover for the week stood at Rs206.9m with **MCBG** and **SBMH** making 52.9% of TMT. Indices closed the week on the downside with the **SEMDEX** dropping to 2,273.43 points (-0.84%) and the **SEM-10** at 434.62 points (-0.88%). Foreigners were net buyers to the tune of Rs5.2m with **GRIT** making most of net purchases.

On the banking sector, **MCBG** dropped during the week to finish at Rs275.00 (-1.6%) on a total of 304.7k shares exchanged of which 197.6k were foreign purchases and 207.2k were foreign sales. Banking peer **SBMH** followed suit and closed down at Rs7.60 (-1.8%) (VWAP: Rs7.63) on a weekly exchange of 3.3m shares traded. Top mover for the week was **MUA**, gaining 2.7% to settle at Rs66.25 while **CIM** dropped to Rs10.05 (-2.0%).

Sole mover on the commercial desk was **VIVO** whereby the energy stock closed at Rs142.50 (-0.9%). Construction stock **Gamma** inched up to Rs39.60 (+0.3%). **PBL** decreased incrementally to Rs604.0 (-0.2%). **MCFI** closed at Rs18.85 (+0.3%) and **MOROIL** at Rs30.10 (+0.2%).

Turnover drivers on the investment desk were **Alteo** Rs27.50 (-0.2%), followed by **Terra** Rs27.25 (-0.5%) and **CIEL** Rs7.20 (-1.1%) amongst others. **Weakest** performer for the week was **Rogers**, the latter declined by 2.9% to close Rs32.95. Only gainer amid investment sector was **NIT**, ending at Rs24.55 (+1.2%).

LUX closed at Rs71.50 (+2.1%), which is the current offer price of **IBL** on the Hotel Group. **NMH** and **SUN** both closed lower at Rs24.30 (-1.6%) and Rs51.00 (-1.0%) respectively. **Lottotech** closed at Rs9.10 (-0.9%). Other movers were **Bluelife** (-1.3%), **Omnican** (-1.8%) and **Air Mauritius** (-0.7%).

On the debt board, 17.0k of **MCBG notes** and 2.0k of **SUN Tranche FRNMURSY** were exchanged amongst others.

DEM

Turnover on the **DEM** was Rs13.4m geared towards **Medine** (-2.7%) and **PHIN** (Unchg.) which made up to 51.5% of TMT. Top performer on the DEM was **LFL (P)** closing higher at Rs27.00 (+3.8%). Worst performer **BEE equity** dropped by 3.3% to Rs36.50. Other notable movers were: **MASC** (+2.8%), **CIE Immobiliere** (+2.1%) and **Mauritius Cosmetics** (-2.3%). The **DEMEX** closed at 240.86 points (-0.34%).

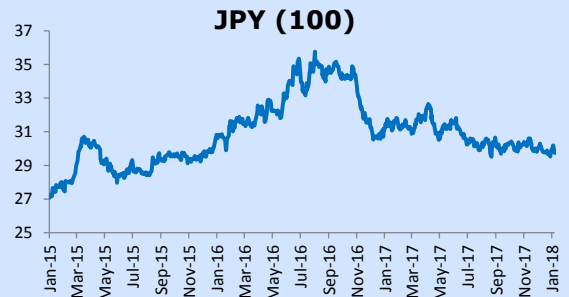
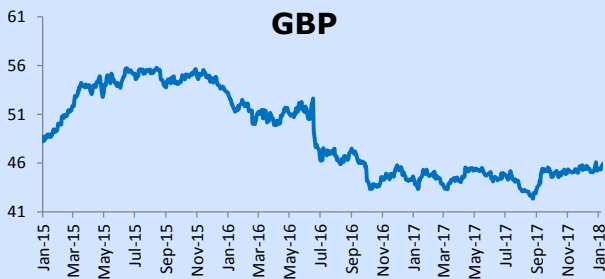
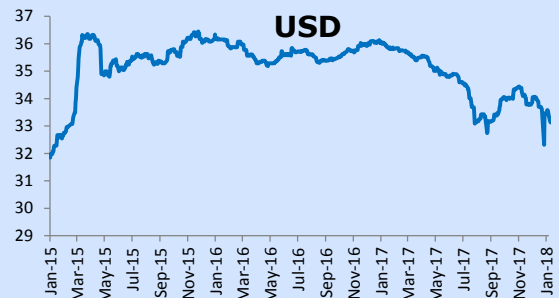
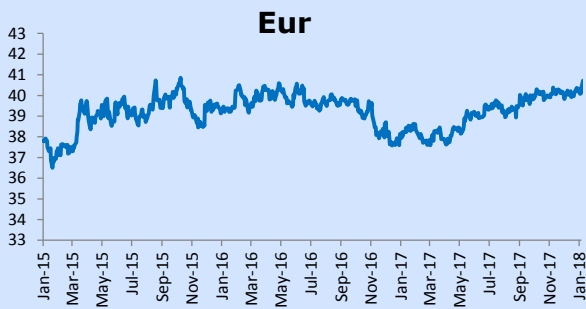
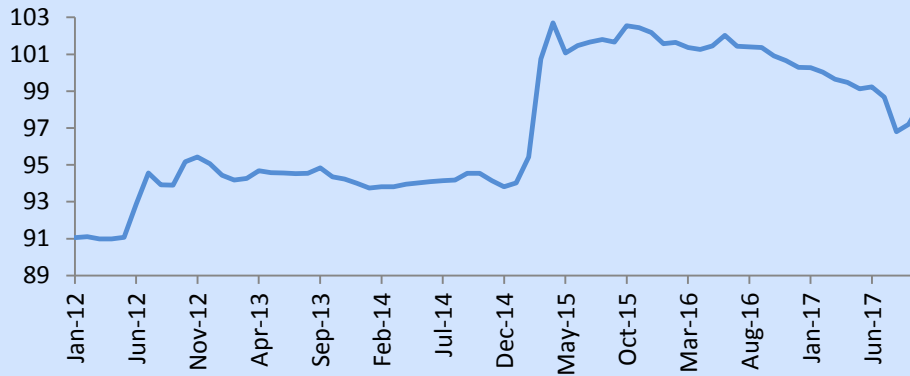
Dividends Announcements

Security	Security Code	Entitlements	Final / Interim	Last	Ex - Date	Registered Date	Date	Financial Year
				Cum -Date			Payable	
New Frontier Properties Ltd	NFP.N0000	GBP 0.03	Interim	30-Apr-18	2-May-18	4-May-18	7-May-18	28-Feb-18
Atlantic Leaf Properties Limited	ALPL.N0000	GBP 0.046	-	8-May-18	9-May-18	11-May-18	14-May-18	28-Feb-18

Security	Security Code	Entitlements	Final / Interim	Last	Ex - Date	Registered Date	Date	Financial Year
				Cum -Date			Payable	
Kolos Cement Ltd	KLOS.I0000	Rs 1.05	Interim	26-Apr-18	27-Apr-18	2-May-18	7-May-18	31-Mar-18

Mauritius Exchange Rate Index

Forex



DEM Stocks	Year-end	Last Traded Price		Change for	Change since	Volume	Value	Shares in	Market	Weighted	EPS hist	DPS hist	PER hist	Yield hist	Latest NAV	ROE
		13/04/2018	20/04/2018	the week (%)	31.12.17 (%)	traded	traded	issue (m)	Cap (Rs m)	Market Cap	(Rs)	(Rs)	(x)	(%)	(Rs)	(%)
Banks, Insurance & Other Finance																
ABC BANKING CORPORATION	30-Jun	26.00	26.00	0.0	(1.5)	6,300	163,800	76.27	1,983.1	3.16%	2.73	0.64	9.5	2.5	17.57	15.54
SWAN LIFE	31-Dec	1,250.00	1,250.00	0.0	(3.1)	100	125,000	2.63	3,290.3	5.25%	67.29	46.00	18.6	3.7	-	-
Commerce																
ABC MOTORS	30-Jun	112.00	112.00	0.0	1.8	-	-	6.18	691.7	1.10%	16.60	2.50	6.7	2.2	111.23	14.92
ASSOCIATED COMMERCIAL	30-Jun	153.00	153.00	0.0	2.0	300	45,900	1.14	174.9	0.28%	45.66	4.00	3.4	2.6	305.72	14.94
CHEMCO	31-Dec	19.10	19.10	0.0	0.0	120	2,292	6.21	118.6	0.19%	1.12	1.00	17.1	5.2	16.83	6.65
CIE IMMOBILIERE	31-Dec	578.00	590.00	2.1	7.5	100	59,000	0.27	157.2	0.25%	46.85	23.00	12.6	3.9	1,111.78	4.21
Industry																
BYCHEMEX	31-Dec	5.46	5.38	(1.5)	21.7	340	1,814	5.00	26.9	0.04%	0.22	0.16	24.5	3.0	6.27	3.51
FORGES TARDIEU	31-Dec	125.25	125.25	0.0	(5.1)	-	-	1.92	240.5	0.38%	-	-	-	-	172.29	-
LES GAZ INDUSTRIELS	30-Jun	54.00	54.00	0.0	(15.3)	-	-	2.61	141.0	0.22%	3.24	2.70	16.7	5.0	92.65	3.50
Kolos Cement Ltd - Intro 19.02.18	Dec-16	96.00	96.00	0.0	-	107	10,272	27.00	2,592.0	4.13%	2.68	2.72	-	2.8	-	-
LIVESTOCK FEED (O)	30-Jun	48.40	48.40	0.0	24.1	1,700	82,280	31.50	1,524.6	2.43%	3.23	1.20	15.0	2.5	46.55	6.94
LIVESTOCK FEED (P)	30-Jun	26.00	27.00	3.8	5.9	700	18,900	-	-	0.00%	-	1.20	-	4.4	-	-
LES MOULINS DE LA CONCORDE (O)	30-Jun	231.50	231.00	(0.2)	7.4	300	69,300	5.40	1,247.4	1.99%	10.97	8.00	21.1	3.5	274.23	4.00
LES MOULINS DE LA CONCORDE (P)	30-Jun	335.00	335.00	0.0	0.0	-	-	-	-	0.00%	-	20.00	-	6.0	-	-
MAURITIUS COSMETICS	31-Dec	39.90	39.00	(2.3)	11.4	800	31,200	10.00	390.0	0.62%	0.43	0.50	90.7	1.3	117.58	0.37
MARGARINE INDUSTRIES	31-Dec	923.00	923.00	0.0	0.0	-	-	0.30	277.1	0.44%	61.82	0.50	14.9	0.1	659.25	9.38
MAURITIUS SECONDARY INDUSTRIES	30-Jun	29.75	29.75	0.0	0.2	-	-	0.80	23.8	0.04%	4.47	1.00	6.7	3.4	73.31	6.10
PAPER CONVERTING	31-Dec	28.00	28.00	0.0	3.7	-	-	3.60	100.8	0.16%	-	0.50	-	1.8	88.20	#VALUE!
QUALITY BEVERAGE	31-Dec	15.45	15.45	0.0	0.0	2,000	30,900	22.36	345.5	0.55%	1.37	0.80	11.3	5.2	14.32	-
SOAP & ALLIED INDUSTRIES	31-Dec	22.25	22.25	0.0	(2.2)	-	-	4.50	100.0	0.16%	1.18	0.50	18.9	2.2	52.01	2.27
Investments																
ASCENCIA Ltd (Class A Shares)	30-Sep	16.95	16.95	0.0	8.3	63,200	1,071,240	478.39	8,108.7	12.93%	2.03	0.50	8.3	2.9	14.11	14.39
Ascencia Ltd (Preference Shares)	30-Jun	19.95	20.25	-	-	5,500	110,475	-	-	-	-	0.79	-	-	-	-
ENL LTD (P)	30-Jun	28.10	27.90	(0.7)	(4.6)	14,585	407,730	-	-	0.00%	2.18	0.69	12.8	2.5	80.38	-
EUDCOS	30-Jun	21.75	21.80	0.2	8.2	31,081	676,031	121.45	2,647.7	4.22%	1.21	0.90	18.0	4.1	15.15	7.99
THE BEE EQUITY PARTNERS	30-Jun	37.75	36.50	(3.3)	24.8	2,282	83,566	8.82	322.0	0.51%	5.04	-	7.2	-	57.71	26.12
PHOENIX INVESTMENT	30-Jun	415.00	415.00	0.0	36.1	3,992	1,656,680	5.69	2,359.4	3.76%	21.15	8.72	19.6	2.1	191.06	11.07
RHT HOLDING LTD	30-Jun	37.00	37.00	0.0	13.8	-	-	12.16	450.0	0.72%	3.06	1.15	12.1	3.1	59.25	-
UNITED INVESTMENT	30-Jun	10.00	10.00	0.0	0.0	75,100	751,000	204.09	2,040.9	3.25%	-	-	-	-	11.59	-
Leisure & Hotels																
CONSTANCE HOTELS SERVICES	31-Dec	30.20	30.00	(0.7)	(6.4)	16,400	494,240	109.65	3,289.6	5.25%	0.50	0.25	-	0.8	41.98	-
MORNING LIGHT	31-Dec	41.20	41.20	0.0	0.0	-	-	45.96	1,893.6	3.02%	0.62	-	-	-	21.84	-
SOUTHERN CROSS TOURIST HOTEL	31-Dec	4.61	4.61	0.0	0.0	13,347	61,530	125.64	579.2	0.92%	0.01	-	461.0	-	3.19	-
TROPICAL PARADISE (O)	30-Jun	6.26	6.26	0.0	2.6	-	-	142.50	892.1	1.42%	0.21	0.07	29.8	1.1	10.80	-
TROPICAL PARADISE (P)	30-Jun	317.00	315.00	(0.6)	1.9	100	31,500	-	-	0.00%	-	16.00	-	5.1	-	-
Others																
COVIFRA	31-Oct	22.50	22.50	0.0	1.6	1,100	24,750	56.61	1,273.7	2.03%	2.13	4.70	10.6	-	18.88	-
CIEL TEXTILE LTD	30-Jun	49.60	49.60	0.0	1.2	1,409	69,869	101.81	5,049.7	8.05%	4.51	3.00	11.0	6.0	43.62	10.34
HOTELEST	31-Dec	31.00	31.00	0.0	0.8	-	-	55.92	1,733.6	2.76%	0.47	0.21	-	0.7	41.96	-
MEDICAL & SURGICAL CENTRE	30-Jun	2.90	2.98	2.8	(6.9)	4,000	11,752	569.94	1,698.4	2.71%	-	0.03	-	1.0	1.21	-
MFD Group Ltd	31-Dec	12.50	12.50	0.0	17.9	-	-	150.00	1,875.0	2.99%	1.31	0.26	9.5	2.1	7.91	16.56
SIT LAND HOLDINGS OPT	30-Jun	10,700.00	12,000.00	-	-	5	60,000	-	-	-	-	-	-	-	-	-
Property Development																
ATTITUDE PROPERTY		13.00	12.95	(0.4)	6.1	1,000	12,950	160.02	2,072.22	3.3%	0.66	0.65	19.6	5.0	10.42	6.33
NOVUS PROPERTIES	31-Mar	9.00	9.00	0.0	5.9	150,000	1,350,000	-	-	-	0.48	0.38	18.8	4.2	9.62	4.99
Sugar																
CONSTANCE LA GALETTE	31-Dec	117.00	117.00	0.0	(3.3)	4,200	491,400	4.80	561.6	0.9%	-	4.50	-	3.8	103.68	-
MEDINE LTD	30-Jun	73.50	71.50	(2.7)	6.7	72,602	5,225,047	105.00	7,507.5	11.97%	0.73	2.10	97.9	2.9	150.39	-
UNION SUGAR ESTATE	31-Dec	30.00	30.00	0.0	17.2	1,000	30,000	18.90	567.0	0.90%	-	-	-	-	94.12	-
Transport																
UNITED BUS SERVICE	30-Jun	34.00	34.00	0.0	1.5	-	-	4.97	169.0	0.27%	10.08	1.00	3.4	2.9	42.25	23.86
Foreign																
Zentosa Capital Limited (USD)	28-Feb	1.00	1.00	0.0	-	-	-	124.71	4,200.2	-	-	-	-	-	-	-
Total (Equities)						473,770	13,260,417		62,716							
Total (Debentures)						1,000	103,160.00									
Total (Equities & Debentures)						474,770	13,363,577.42									

Debtentures	Nominal Value (Rs)	Last Traded Price		Volume Traded	Value Traded (Rs)	YTM on last traded price (%)	Accrued Interest (Rs)	Issue Date	Maturity Date
		13/04/2018	20/04/2018						
OFFICIAL MARKET									
Structured Products									
Absa bank Limited - Structured Note Programme Due 2023 (USD)- 23.01.18	1000.00(USD)	1,000.00	1,000.00	-	-	-	-	12-Jan-18	9-Jan-23
CM Structured Products Ltd - Zenit Cross - Asset MUR40 Notes - 24.01.18	1,000.00	939.51	939.51	-	-	5.25	8.17	21-Dec-16	24-Jan-22
CM Structured Products Ltd - Zenit Cross - Asset MUR180 Notes - 24.01.18	1,000.00	1,200.00	1,200.00	-	-	-	-	21-Dec-16	24-Jan-22
MCB Structured Solutions Ltd - Crescendo Global Security USD70 Notes (USD)	100.00	112.00	112.00	-	-	-	-	6-May-16	6-May-21
MCB Structured Solutions Ltd - Crescendo Global Security MUR170 Notes	1,000.00	1,150.00	1,150.00	-	-	-	-	6-May-16	6-May-21
MCB Structured Solutions Ltd - Crescendo Global Security MUR100 Notes	1,000.00	1,150.00	1,150.00	-	-	-	-	6-May-16	6-May-21
Debtentures									
Compagnie de Beau Vallon Limitée - Class A Bonds	1,000.00	977.90	979.15	200	195,830	5.50	21.80	27-Oct-15	27-Oct-20
Compagnie de Beau Vallon Limitée - Class B Bonds	1,000.00	997.17	997.30	413	411,885	5.22	24.17	27-Oct-15	27-Oct-20
Commercial Investment Property Fund Ltd - Senior Tranche	100,000.00	97,654.65	97,654.65	-	-	5.84	1,642.47	12-Jan-17	12-Jan-27
Commercial Investment Property Fund Ltd - Junior Tranche	1,000.00	1,000.20	1,000.20	-	-	6.50	3.38	12-Jan-17	12-Jan-27
Evaco Ltd - Floating Rate Notes - INTRO - 01.07.16	1,000.00	1,047.57	1,047.57	-	-	4.94	6.05	17-Jun-16	16-Jun-21
IBL Ltd - Series 2 - Fixed Rate Notes - 5 Years - Intro 05.10.17	1,000,000.00	1,028,295.33	1,028,295.33	-	-	4.34	5,570.65	8-Sep-17	8-Sep-22
IBL Ltd - Series 3 - Floating Rate Notes - 5 Years - Intro 05.10.17	1,000,000.00	1,020,966.91	1,020,966.91	-	-	3.75	4,735.05	8-Sep-17	8-Sep-22
IBL Ltd - Series 4 - Fixed Rate Notes - 7 Years - Intro 05.10.17	1,000,000.00	1,037,489.36	1,037,489.36	-	-	4.81	6,127.72	8-Sep-17	8-Sep-24
IBL Ltd - Series 5 - Floating Rate Notes - 7 Years - Intro 05.10.17	1,000,000.00	1,025,612.77	1,025,612.77	-	-	4.31	5,292.12	8-Sep-17	8-Sep-24
MCB GROUP - NOTES	1,000.00	1,000.58	1,000.58	16,970	16,979,843	4.84	9.17	8-Aug-13	8-Aug-23
MCB Group Limited - Floating Rate Senior Unsecured Notes Due 2023 - 23.01.18	1,000.00	1,004.12	1,004.12	-	-	3.41	8.25	22-Jan-18	22-Jan-23
MAURITIUS UNION ASSURANCE - NOTES	10,000.00	10,143.49	10,143.49	-	-	5.09	36.64	24-Sep-14	24-Sep-24
New Mauritius Hotels Ltd - Notes -Tranche FLRNMUR7Y - Intro 20.11.17	1,000.00	1,065.00	1,065.00	-	-	3.84	20.67	15-Nov-17	15-Nov-22
New Mauritius Hotels Ltd - Notes -Tranche FRNMUR7Y -Intro 20.11.17	1,000.00	1,059.10	1,056.04	2,300	2,428,892	4.41	1.00	15-Nov-17	15-Nov-22
New Mauritius Hotels Ltd - Notes -Tranche FLRNMUR5Y -Intro 20.11.17	1,000.00	1,004.39	1,004.39	-	-	4.25	18.35	15-Nov-17	15-Nov-24
New Mauritius Hotels Ltd - Notes -Tranche FRNMUR5Y - Intro 20.11.17	1,000.00	1,033.43	1,033.43	-	-	4.00	20.04	15-Nov-17	15-Nov-24
New Mauritius Hotels Ltd - Notes -Tranche FRNEUR4Y - Intro 20.11.17	1,000.00	1,063.00	1,063.00	-	-	1.72	14.13	15-Nov-17	15-Nov-21
NMH - FLOATING RATE TRANCHE A NOTES - (MUR)	1,000.00	1,000.00	1,000.00	-	-	5.75	12.36	15-Jul-15	15-Jul-18
NMH - FLOATING RATE TRANCHE B NOTES - (MUR)	1,000.00	1,007.71	1,007.71	-	-	4.75	13.63	15-Jul-15	15-Jul-19
Northfields International School Ltd - (secured 7.75% fixed Rate) - 21.06.17	1,000.00	1,000.61	1,000.61	-	-	7.72	10.40	1-Sep-16	31-Aug-21
Omnican Ltd - Series 1 - Floating Rate Secured Notes	10,000.00	9,996.78	9,996.78	-	-	4.81	172.00	8-Jun-16	8-Jun-19
Omnican Ltd - Series 2 - Floating Rate Secured Notes	10,000.00	10,043.00	10,043.00	-	-	5.09	188.00	8-Jun-16	8-Jun-21
Omnican Ltd - Series 3 - Fixed Rate Secured Notes	10,000.00	10,333.41	10,333.41	-	-	5.25	252.00	8-Jun-16	8-Jun-21
Omnican Ltd - Series 4 - Fixed Rate Secured Notes	10,000.00	10,625.31	10,625.31	-	-	5.66	272.00	8-Jun-16	8-Jun-23
SBM Holdings Ltd - Class A 1 Series Bond	10,000.00	10,050.85	10,050.85	-	-	4.75	51.19	10-Mar-14	10-Mar-24
SBM Holdings Ltd - Class B 1 Series Bond - (USD)	1000.00(USD)	994.53	994.53	-	-	3.22	11.65	30-May-14	30-May-21
Sun Limited - Notes -Tranche FRNMUR5Y	1,000.00	1,045.12	1,040.42	2,000	2,080,840	4.75	27.12	4-Nov-16	4-Nov-21
Sun Limited - Notes -Tranche FLRNMUR5Y	1,000.00	1,025.33	1,025.33	-	-	4.09	21.70	4-Nov-16	4-Nov-21
Sun Limited - Notes -Tranche FRNMUR7Y	1,000.00	1,052.00	1,052.00	-	-	5.47	29.38	4-Nov-16	4-Nov-23
Sun Limited - Notes -Tranche FLRNMUR7Y	1,000.00	1,025.35	1,025.35	-	-	4.69	23.51	4-Nov-16	4-Nov-23
Sun Limited - Notes -Tranche FRNEUR4Y	1,000.00	1,029.19	1,029.19	-	-	3.34	20.51	4-Nov-16	4-Nov-20
Sun Limited - Notes -Tranche FLRNEUR4Y	1,000.00	1,037.56	1,037.56	-	-	2.47	18.23	4-Nov-16	4-Nov-20
UNITED BASALT PRODUCTS - BOND	100.00	100.31	100.31	-	-	4.16	0.23	31-Oct-13	31-Oct-18
DEM									
ABC Motors Company - Notes	25,000.00	25,013.28	25,013.28	-	-	5.91	328.77	28-Jan-16	27-Jan-19
ASCENCIA - BONDS	12.00	12.81	12.81	-	-	4.88	0.58	8-Dec-15	30-Jun-25
United Investments Ltd - Bond	100.00	103.23	103.16	1,000	103,160	4.00	1.23	1-Feb-16	31-Jan-20