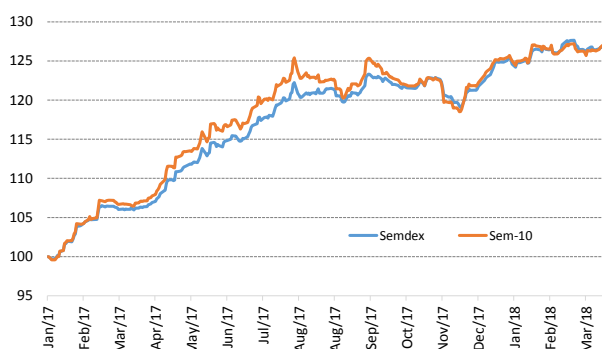


Market Highlights

INDICES	LATEST	W-O-W % CHANGE	YTD % CHANGE
LOCAL (Friday's closing)			
SEM- ASI	2,136.23	+0.42	(3.85)
SEMDEX	2,292.70	+0.26	4.11
SEM-VWAP	2,137.63	+0.44	(3.69)
SEM-10	438.47	+0.63	3.95
DEMEX	241.68	+0.02	5.2
REGIONAL (Thursday's closing)			
FTSE/JSE (SOUTH AFRICA)	56,170.07	2.9	(4.7)
NGSE (NIGERIA)	40,846.24	0.2	7.8
NSEASI (KENYA)	194.16	0.1	14.2
BGSMDC (BOTSWANA)	8,509.44	(0.9)	(4.0)
GGSECI (GHANA)	3,402.35	0.9	32.4
INTERNATIONAL (Thursday's closing)			
DOW JONES	24,189.45	(0.3)	(2.4)
CAC 40	5,309.22	3.3	(0.6)
SENSEX	34,101.13	1.5	0.7
DAX	12,293.97	2.8	(5.3)
NIKKEI	21,660.28	0.1	(4.9)
FTSE 100	7,258.34	3.2	(4.8)

	%
GDP GROWTH at basic prices (2018F) by Statistics Mauritius	3.7
UNEMPLOYMENT RATE (2017 est.)	7.1
CPI HEADLINE INFLATION (Mar 2018)	5.0
BUDGET DEFICIT (% of GDP) – Jul 2016/Jun 2017	3.5
REPO RATE (28 th February 2018)	3.5
91 DAY T-BILLS	3.51
182 DAY T-BILLS	3.60
364 DAY T-BILLS	3.65
3-YEAR GOVT. of MTIUS TREASURY NOTES	4.24
5-YEAR GOVT BONDS	4.87
10-YEAR GOVT BONDS	4.47
15-YEAR GOVT BONDS	5.21
20-YEAR GOVT BONDS	5.55

FOREX	LATEST	W-O-W % CHANGE	YTD % CHANGE
MUR/US\$	33.55	-0.1	-0.2
MUR/GBP	47.76	1.5	5.6
MUR/INR	0.52	0.0	-1.9
MUR/JPY	31.27	-0.3	4.9
MUR/ZAR	2.79	-0.5	2.6
MUR/EURO	41.36	0.6	3.0



Highlights

- ▶ **Banks: MCBG (+0.4%); SBMH (+1.0%)**
- ▶ **Hotels: NMH (+1.2%); LUX Island Resorts (Unchg); Sun Resorts (+0.5%)**
- ▶ **News: Grit, Mauritius Cosmetics Ltd**

Research Desk

Email: securities.research@swanforlife.com

Swan Securities Ltd

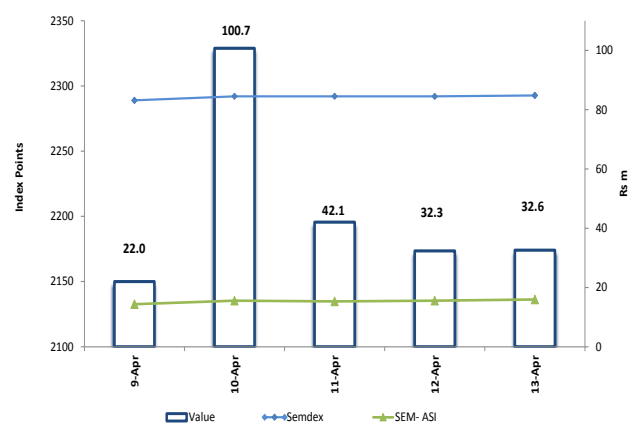
Swan Centre
10 Intendance Street
Port Louis, Mauritius

T (230) 208 7010
F (230) 212 9867
W swanforlife.com

BRN C06007932

This document may not be reproduced, copied, distributed for any purpose without the prior consent of Swan Securities Ltd. The information and opinions contained in this document have been completed or arrived at by Swan Securities Ltd from sources believed to be reliable and in good faith, but no representation or warranty express or implied is made as to their accuracy completeness or correctness. The information contained in this document is published for the assistance of recipients but is not to be relied upon as being authoritative or taken as substitution for the exercise of judgments by any recipient. Swan Securities Ltd accepts no liability whatsoever for any direct or consequential loss arising from any use of this document and its contents.

	Wk/ending 06.04.2018	Wk/ending 13.04.2018
SECTORAL INDICES		
BANKING INDEX	3,504.44	3,523.96
HOTEL INDEX	369.10	370.77
FOREIGN TRANSACTIONS (Rsm)		
TOTAL FOREIGN PURCHASES	23.19	116.59
TOTAL FOREIGN SALES	44.29	72.89
NET FOREIGN INFLOW/(OUTFLOW)	-21.11	43.70
MARKET CAPITALISATION (Rsbn)		
OFFICIAL (Semdex) & DEM	340.87	341.62
OFFICIAL (SEM- ASI) & DEM	408.93	410.42
DIVIDEND YIELD (%)		
OFFICIAL MARKET *	3.07	3.06
PER(x)		
OFFICIAL MARKET *	15.29	15.35



(*) DY and PER are based on total number of issued shares of SEM- ASI companies.

News

GRIT - Following consultation with Grit's major Shareholders and advisers, the Board of GRIT have resolved to submit an application to the UK Listing Authority for the admission of Grit's ordinary shares to a listing on the standard listing segment of the Official List of the UK Listing Authority and to trading on the Main Market for listed securities of the London Stock Exchange (LSE). It is however the intention of the Board to apply to the UK Listing Authority for the admission of the Shares to a listing on the premium listing segment of the Official List of the UK Listing Authority and to trading on the Main Market of the LSE within a period of 12 months after the LSE Listing has been approved. Following the implementation of the LSE Listing, Grit will have primary listings on the Main Board of the JSE Limited ("JSE") and on the Main Market of the LSE (as a Standard Listing), while the primary listing of Grit on the Official Market of the SEM will be termed as a secondary listing.

Appointment of New Chairman (GRIT) – In compliance with paragraph 3.59 of the JSE Limited ("JSE") Listings Requirements, Mr Sandile Nomvete has resigned from the Board of directors of Grit with effect from 12th April 2018 as a result of his responsibilities and position held as an executive director of Delta Property Fund Limited, a company which is listed on the JSE Limited ("JSE"). Mr Peter Todd has been appointed as the new Chairman of the Board with effect from 12th April 2018. Mr Peter Todd has been on the Board of Grit since his appointment as the lead independent non-executive director on 14th August 2014. For now, Grit has its primary listings on both the Official Market of the SEM and the Main Board of the JSE.

Mauritius Cosmetics - Subject to the approval of the relevant authorities and of its shareholders at a forthcoming special meeting, Mauritius Cosmetics intends to proceed with a rights issue of 5,000,000 shares of Rs 10 each to the shareholders, at an issue price of Rs 30 per share in the ratio of one (1) new ordinary share for every two (2) ordinary shares held on a date to be notified to the shareholders once the above-mentioned formalities have been completed. The proceeds of the rights issue will be utilized to refinance the debt of the Company.

Official Market

Turnover for the week stood at Rs229.7m with **MCBG** and **PBL** making 59.9% of TMT. Indices closed the week on the upside with the **SEMDEX** settling at 2,292.70 points (+0.26%) and the **SEM-10** at 438.47 points (+0.63%). Foreigners were net buyers to the tune of Rs42.4m with **MCBG** making most of net purchases.

On the banking sector, **MCBG** finished slightly higher at Rs279.50 (+0.4%) on total of 313.5k shares exchanged, of which 282.1k were foreign purchases and 51.0k were foreign sales. Banking peer **SBMH** reached Rs7.74 (+1.0%) (VWAP: Rs7.70) on weekly exchange of 1.4m shares. **SWAN General** increased to Rs377.25 (+3.4%), **MUA** to Rs64.50 (+0.8%) while **CIM** shed off 1.0% to Rs10.25.

On the commerce front, **IBL** Ltd witnessed a total of 60.9k shares exchanged to end the week unchanged at Rs50.00. Energy stock **Vivo** dropped to Rs143.75 while **Innodis** inched up to Rs44.15 (+0.3%). Second top turnover driver on the market, **PBL** marginally rose to Rs605.00, majorly on foreign trades (52.5k foreign purchase and 81.7k foreign sales). **Gamma** rose to Rs39.50 (+1.3%) while **UBP** settled lower at Rs130.50 (-0.6%).

Turnover drivers on the investment desk were **ENL Land (O)** Rs43.00 (+0.9%), followed by **Alteo** Rs27.55 (+0.2%), **POLICY** Rs7.00 (-0.6%), **Terra** Rs27.40 (-0.4%) and **MDIT** Rs4.60 (-1.3%), amongst others.

Leisure stock **ASL** rose to Rs71.50 (+5.1%) while **Lottotech** closed at Rs9.18 (-1.9%). On the hotel desk, **NMH (O)** finished at Rs24.70 (+1.2%), **NMH (P)** at Rs12.15 (+0.8%), **LUX** unchanged at Rs70.00 and **SUN** slightly higher at Rs51.50 (+0.5%).

Property developer **BlueLife** fell to Rs2.27 (-1.3%), **Air Mauritius** Rs14.30 (-0.7%). **Afrexim Bank** dropped to USD3.95 (-0.8%). **2**
On the debt board, 5.2k of **MCB Notes** and 45 of **SUN FLRNEUR4Y** were exchanged.

DEM

The DEM's *turnover* of Rs127.5m was predominantly driven by **COVIFRA** following the mandatory offer made by **MCB Real Assets** Ltd to acquire **COVIFRA** shares at Rs22.50 (+1.4%). **UTIN** rose to Rs10.00 (+1.0%) while **Medine** marginally dropped to Rs73.50 (-0.3%). **Ascencia (Class A)** settled at Rs16.95 (-0.3%), **APL** Rs13.00 (Unch.), **MASC** at Rs2.90 (-2.7%) and **ENL (P)** Rs28.10 (+0.4%).

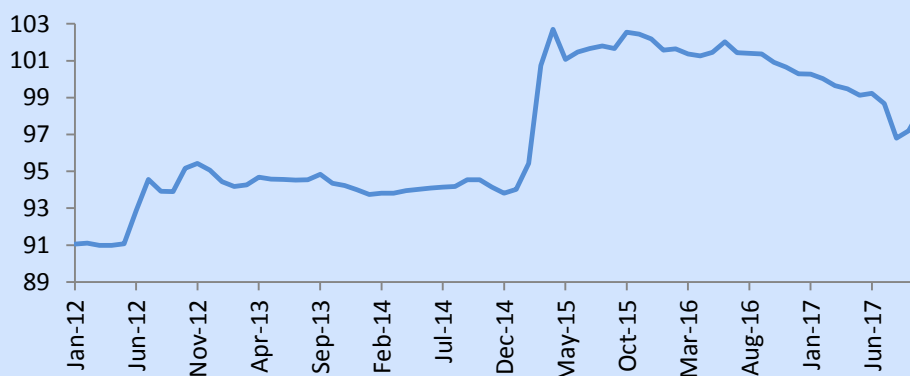
Dividends Announcements

Security	Security Code	Entitlements	Final / Interim	Last	Ex - Date	Registered Date	Date	Financial Year
				Cum -Date			Payable	
New Mauritius Hotels Ltd (Ordinary)	NMHL.N0000	Re 0.11	Interim	13-Apr-18	16-Apr-18	18-Apr-18	7-May-18	30-Sep-18
SBM Holdings Ltd	SBMH.N0000	Re 0.10	Interim	17-Apr-18	18-Apr-18	20-Apr-18	18-May-18	31-Dec-17

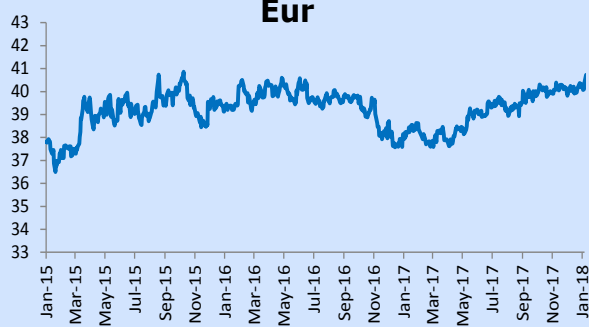
Security	Security Code	Entitlements	Final / Interim	Last	Ex - Date	Registered Date	Date	Financial Year
				Cum -Date			Payable	
Kolos Cement Ltd	KLOS.I0000	Rs 1.05	Interim	26-Apr-18	27-Apr-18	2-May-18	7-May-18	31-Mar-18

Mauritius Exchange Rate Index

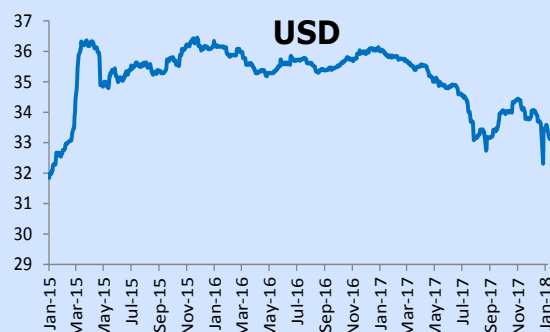
Forex



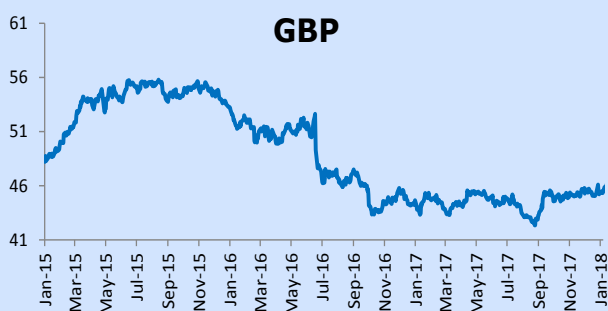
Eur



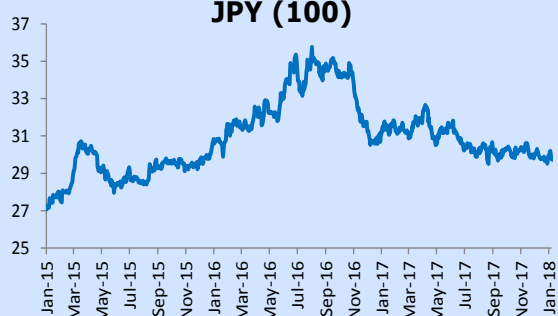
USD



GBP



JPY (100)



DEM Stocks	Year-end	Last Traded Price		Change for	Change since	Volume	Value	Shares in	Market	Weighted	EPS hist	DPS hist	PER hist	Yield hist	Latest NAV	ROE	
		06/04/2018	13/04/2018	the week (%)	31.12.17 (%)	traded	traded	issue (m)	Cap (Rs m)	Market Cap	(Rs)	(Rs)	(x)	(%)	(Rs)	(%)	
Banks, Insurance & Other Finance																	
ABC BANKING CORPORATION	30-Jun	25.70	26.00	1.2	(1.5)	3,000	77,985	76.27	1,983.1	3.15%	2.73	0.64	9.5	2.5	17.57	15.54	
SWAN LIFE	31-Dec	1,250.00	1,250.00	0.0	(3.1)	200	250,000	2.63	3,290.3	5.23%	67.29	46.00	18.6	3.7	-	-	
Commerce																	
ABC MOTORS	30-Jun	112.00	112.00	0.0	1.8	-	-	6.18	691.7	1.10%	16.60	2.50	6.7	2.2	111.23	14.92	
ASSOCIATED COMMERCIAL	30-Jun	153.00	153.00	0.0	2.0	7	1,071	1.14	174.9	0.28%	45.66	4.00	3.4	2.6	305.72	14.94	
CHEMCO	31-Dec	19.10	19.10	0.0	0.0	-	-	6.21	118.6	0.19%	1.12	1.00	17.1	5.2	16.83	6.65	
CIE IMMOBILIERE	31-Dec	590.00	578.00	(2.0)	5.3	400	235,800	0.27	154.0	0.24%	46.85	23.00	12.3	4.0	1,111.78	4.21	
Industry																	
BYCHEMEX	31-Dec	5.46	5.46	0.0	23.5	101	551	5.00	27.3	0.04%	0.22	0.16	24.8	2.9	6.27	3.51	
FORGES TARDIEU	31-Dec	125.25	125.25	0.0	(5.1)	6	741	1.92	240.5	0.38%	-	-	-	-	172.29	-	
LES GAZ INDUSTRIELS	30-Jun	54.00	54.00	0.0	(15.3)	-	-	2.61	141.0	0.22%	3.24	2.70	16.7	5.0	92.65	3.50	
Kolos Cement Ltd - Intro 19.02.18	Dec-16	96.00	96.00	0.0	-	90	9,000	27.00	2,592.0	4.12%	2.68	2.72	-	2.8	-	-	
LIVESTOCK FEED (O)	30-Jun	48.45	48.40	(0.1)	24.1	15,400	745,390	31.50	1,524.6	2.42%	3.23	1.20	15.0	2.5	46.55	6.94	
LIVESTOCK FEED (P)	30-Jun	26.00	26.00	0.0	2.0	-	-	-	-	0.00%	-	1.20	-	4.6	-	-	
LES MOULINS DE LA CONCORDE (O)	30-Jun	231.50	231.50	0.0	7.7	118	27,295	5.40	1,250.1	1.99%	10.97	8.00	21.1	3.5	274.23	4.00	
LES MOULINS DE LA CONCORDE (P)	30-Jun	335.00	335.00	0.0	0.0	70	23,450	-	-	0.00%	-	20.00	-	6.0	-	-	
MAURITIUS COSMETICS	31-Dec	40.10	39.90	(0.5)	14.0	692	27,620	10.00	399.0	0.63%	0.43	0.50	92.8	1.3	117.58	0.37	
MARGARINE INDUSTRIES	31-Dec	923.00	923.00	0.0	0.0	-	-	0.30	277.1	0.44%	61.82	0.50	14.9	0.1	659.25	9.38	
MAURITIUS SECONDARY INDUSTRIES	30-Jun	29.75	29.75	0.0	0.2	9	268	0.80	23.8	0.04%	4.47	1.00	6.7	3.4	73.31	6.10	
PAPER CONVERTING	31-Dec	28.00	28.00	0.0	3.7	-	-	3.60	100.8	0.16%	-	0.50	-	1.8	88.20	#VALUE!	
QUALITY BEVERAGE	31-Dec	15.60	15.45	(1.0)	0.0	5,000	77,700	22.36	345.5	0.55%	1.37	0.80	11.3	5.2	14.32	-	
SOAP & ALLIED INDUSTRIES	31-Dec	22.25	22.25	0.0	(2.2)	1,270	28,258	4.50	100.0	0.16%	1.18	0.50	18.9	2.2	52.01	2.27	
Investments																	
ASCENCIA Ltd (Class A Shares)	30-Sep	17.00	16.95	(0.3)	8.3	138,200	2,337,750	478.39	8,108.7	12.88%	2.03	0.50	8.3	2.9	14.11	14.39	
Ascencia Ltd (Preference Shares)	30-Jun	19.55	19.95	-	-	2,500	49,875	-	-	-	-	0.79	-	-	-	-	
ENL LTD (P)	30-Jun	28.00	28.10	0.4	(3.9)	45,775	1,284,060	-	-	0.00%	2.18	0.69	12.9	2.5	80.38	-	
EUDCOS	30-Jun	21.60	21.75	0.7	7.9	8,914	193,064	121.45	2,641.6	4.20%	1.21	0.90	18.0	4.1	15.15	7.99	
THE BEE EQUITY PARTNERS	30-Jun	37.85	37.75	(0.3)	29.1	568	21,442	8.82	333.0	0.53%	5.04	-	7.5	-	57.71	26.12	
PHOENIX INVESTMENT	30-Jun	415.00	415.00	0.0	36.1	1,763	731,645	5.69	2,359.4	3.75%	21.15	8.72	19.6	2.1	191.06	11.07	
RHT HOLDING LTD	30-Jun	37.00	37.00	0.0	13.8	10	370	12.16	450.0	0.72%	3.06	1.15	12.1	3.1	59.25	-	
UNITED INVESTMENT	30-Jun	9.90	10.00	1.0	0.0	578,800	5,786,020	204.09	2,040.9	3.24%	-	-	-	-	11.59	-	
Leisure & Hotels																	
CONSTANCE HOTELS SERVICES	31-Dec	30.20	30.20	0.0	(5.8)	8,259	249,465	109.65	3,311.5	5.26%	0.50	0.25	-	0.8	41.98	-	
MORNING LIGHT	31-Dec	41.20	41.20	0.0	0.0	-	-	45.96	1,893.6	3.01%	0.62	-	-	-	21.84	-	
SOUTHERN CROSS TOURIST HOTEL	31-Dec	4.61	4.61	0.0	0.0	-	-	125.64	579.2	0.92%	0.01	-	461.0	-	3.19	-	
TROPICAL PARADISE (O)	30-Jun	6.10	6.26	2.6	2.6	8,000	50,080	142.50	892.1	1.42%	0.21	0.07	29.8	1.1	10.80	-	
TROPICAL PARADISE (P)	30-Jun	319.50	317.00	(0.8)	2.6	1,000	317,000	-	-	0.00%	-	16.00	-	5.0	-	-	
Others																	
COVIFRA	31-Oct	22.20	22.50	1.4	1.6	4,870,462	109,585,233	56.61	1,273.7	2.02%	2.13	4.70	10.6	-	18.88	-	
CIEL TEXTILE LTD	30-Jun	49.60	49.60	0.0	1.2	4,445	219,750	101.81	5,049.7	8.02%	4.51	3.00	11.0	6.0	43.62	10.34	
HOTELEST	31-Dec	30.65	31.00	1.1	0.8	1,700	52,700	55.92	1,733.6	2.75%	0.47	0.21	-	0.7	41.96	-	
MEDICAL & SURGICAL CENTRE	30-Jun	2.98	2.90	(2.7)	(9.4)	539,800	1,591,698	569.94	1,652.8	2.63%	-	0.03	-	1.0	1.21	-	
MFD Group Ltd	31-Dec	12.50	12.50	0.0	17.9	33	363	150.00	1,875.0	2.98%	1.31	0.26	9.5	2.1	7.91	16.56	
SIT LAND HOLDINGS OPT	30-Jun	12,000.00	10,700.00	-	-	4	46,700	-	-	-	-	-	-	-	-	-	
Property Development																	
ATTITUDE PROPERTY		13.00	13.00	0.0	6.6	136,000	1,768,000	160.02	2,080.22	3.3%	0.66	0.65	19.7	5.0	10.42	6.33	
NOVUS PROPERTIES	31-Mar	9.00	9.00	0.0	5.9	-	-	-	-	-	0.48	0.38	18.8	4.2	9.62	4.99	
Sugar																	
CONSTANCE LA GALETTE	31-Dec	117.00	117.00	0.0	(3.3)	-	-	4.80	561.6	0.9%	-	4.50	-	3.8	103.68	-	
MEDINE LTD	30-Jun	73.75	73.50	(0.3)	9.7	22,486	1,660,002	105.00	7,717.5	12.26%	0.73	2.10	100.7	2.9	150.39	-	
UNION SUGAR ESTATE	31-Dec	30.00	30.00	0.0	17.2	-	-	18.90	567.0	0.90%	-	-	-	-	94.12	-	
Transport																	
UNITED BUS SERVICE	30-Jun	34.00	34.00	0.0	1.5	-	-	4.97	169.0	0.27%	10.08	1.00	3.4	2.9	42.25	23.86	
Foreign																	
Zentosa Capital Limited (USD)	28-Feb	1.00	1.00	0.0	-	-	-	124.71	4,207.2	-	-	-	-	-	-	-	
Total (Equities)						6,395,082	127,450,343		62,932								
Total (Debentures)																	
Total (Equities & Debentures)						6,395,082	127,450,343.20										

Debtentures	Nominal Value (Rs)	Last Traded Price		Volume Traded	Value Traded (Rs)	YTM on last traded price (%)	Accrued Interest (Rs)	Issue Date	Maturity Date
		06/04/2018	13/04/2018						
OFFICIAL MARKET									
Structured Products									
Absa bank Limited - Structured Note Programme Due 2023 (USD)- 23.01.18	1000.00(USD)	1,000.00	1,000.00	-	-	-	-	12-Jan-18	9-Jan-23
CM Structured Products Ltd - Zenit Cross - Asset MUR40 Notes - 24.01.18	1,000.00	939.51	939.51	-	-	5.25	8.17	21-Dec-16	24-Jan-22
CM Structured Products Ltd - Zenit Cross - Asset MUR180 Notes - 24.01.18	1,000.00	1,200.00	1,200.00	-	-	-	-	21-Dec-16	24-Jan-22
MCB Structured Solutions Ltd - Crescendo Global Security USD70 Notes (USD)	100.00	112.00	112.00	-	-	-	-	6-May-16	6-May-21
MCB Structured Solutions Ltd - Crescendo Global Security MUR170 Notes	1,000.00	1,150.00	1,150.00	-	-	-	-	6-May-16	6-May-21
MCB Structured Solutions Ltd - Crescendo Global Security MUR100 Notes	1,000.00	1,150.00	1,150.00	-	-	-	-	6-May-16	6-May-21
Debtentures									
Compagnie de Beau Vallon Limitée - Class A Bonds	1,000.00	977.90	977.90	-	-	5.50	21.80	27-Oct-15	27-Oct-20
Compagnie de Beau Vallon Limitée - Class B Bonds	1,000.00	997.17	997.17	-	-	5.22	24.17	27-Oct-15	27-Oct-20
Commercial Investment Property Fund Ltd - Senior Tranche	100,000.00	97,654.65	97,654.65	-	-	5.84	1,642.47	12-Jan-17	12-Jan-27
Commercial Investment Property Fund Ltd - Junior Tranche	1,000.00	1,000.20	1,000.20	-	-	6.50	3.38	12-Jan-17	12-Jan-27
Evaco Ltd - Floating Rate Notes - INTRO - 01.07.16	1,000.00	1,047.57	1,047.57	-	-	4.94	6.05	17-Jun-16	16-Jun-21
IBL Ltd - Series 2 - Fixed Rate Notes - 5 Years - Intro 05.10.17	1,000,000.00	1,028,295.33	1,028,295.33	-	-	4.34	5,570.65	8-Sep-17	8-Sep-22
IBL Ltd - Series 3 - Floating Rate Notes - 5 Years - Intro 05.10.17	1,000,000.00	1,020,966.91	1,020,966.91	-	-	3.75	4,735.05	8-Sep-17	8-Sep-22
IBL Ltd - Series 4 - Fixed Rate Notes - 7 Years - Intro 05.10.17	1,000,000.00	1,037,489.36	1,037,489.36	-	-	4.81	6,127.72	8-Sep-17	8-Sep-24
IBL Ltd - Series 5 - Floating Rate Notes - 7 Years - Intro 05.10.17	1,000,000.00	1,025,612.77	1,025,612.77	-	-	4.31	5,292.12	8-Sep-17	8-Sep-24
MCB GROUP - NOTES	1,000.00	1,019.82	1,000.58	5,225	5,228,038	4.84	9.17	8-Aug-13	8-Aug-23
MCB Group Limited - Floating Rate Senior Unsecured Notes Due 2023 - 23.01.18	1,000.00	1,004.12	1,004.12	-	-	3.41	8.25	22-Jan-18	22-Jan-23
MAURITIUS UNION ASSURANCE - NOTES	10,000.00	10,143.49	10,143.49	-	-	5.09	36.64	24-Sep-14	24-Sep-24
New Mauritius Hotels Ltd - Notes -Tranche FLRNMUR7Y - Intro 20.11.17	1,000.00	1,065.00	1,065.00	-	-	3.84	20.67	15-Nov-17	15-Nov-22
New Mauritius Hotels Ltd - Notes -Tranche FRNMUR7Y -Intro 20.11.17	1,000.00	1,059.10	1,059.10	-	-	4.41	1.00	15-Nov-17	15-Nov-22
New Mauritius Hotels Ltd - Notes -Tranche FLRNMUR5Y -Intro 20.11.17	1,000.00	1,004.39	1,004.39	-	-	4.25	18.35	15-Nov-17	15-Nov-24
New Mauritius Hotels Ltd - Notes -Tranche FRNMUR5Y - Intro 20.11.17	1,000.00	1,033.43	1,033.43	-	-	4.00	20.04	15-Nov-17	15-Nov-24
New Mauritius Hotels Ltd - Notes -Tranche FRNEUR4Y - Intro 20.11.17	1,000.00	1,063.00	1,063.00	-	-	1.72	14.13	15-Nov-17	15-Nov-21
NMH - FLOATING RATE TRANCHE A NOTES - (MUR)	1,000.00	1,000.00	1,000.00	-	-	5.75	12.36	15-Jul-15	15-Jul-18
NMH - FLOATING RATE TRANCHE B NOTES - (MUR)	1,000.00	1,007.71	1,007.71	-	-	4.75	13.63	15-Jul-15	15-Jul-19
Northfields International School Ltd - [secured 7.75% fixed Rate] - 21.06.17	1,000.00	1,000.61	1,000.61	-	-	7.72	10.40	1-Sep-16	31-Aug-21
Omnican Ltd - Series 1 - Floating Rate Secured Notes	10,000.00	9,996.78	9,996.78	-	-	4.81	172.00	8-Jun-16	8-Jun-19
Omnican Ltd - Series 2 - Floating Rate Secured Notes	10,000.00	10,043.00	10,043.00	-	-	5.09	188.00	8-Jun-16	8-Jun-21
Omnican Ltd - Series 3 - Fixed Rate Secured Notes	10,000.00	10,333.41	10,333.41	-	-	5.25	252.00	8-Jun-16	8-Jun-21
Omnican Ltd - Series 4 - Fixed Rate Secured Notes	10,000.00	10,625.31	10,625.31	-	-	5.66	272.00	8-Jun-16	8-Jun-23
SBM Holdings Ltd - Class A 1 Series Bond	10,000.00	10,050.85	10,050.85	-	-	4.75	51.19	10-Mar-14	10-Mar-24
SBM Holdings Ltd - Class B 1 Series Bond - (USD)	1000.00(USD)	994.53	994.53	-	-	3.22	11.65	30-May-14	30-May-21
Sun Limited - Notes -Tranche FRNMUR5Y	1,000.00	1,045.12	1,045.12	-	-	4.75	27.12	4-Nov-16	4-Nov-21
Sun Limited - Notes -Tranche FLRNMUR5Y	1,000.00	1,025.33	1,025.33	-	-	4.09	21.70	4-Nov-16	4-Nov-21
Sun Limited - Notes -Tranche FRNMUR7Y	1,000.00	1,052.00	1,052.00	-	-	5.47	29.38	4-Nov-16	4-Nov-23
Sun Limited - Notes -Tranche FLRNMUR7Y	1,000.00	1,025.35	1,025.35	-	-	4.69	23.51	4-Nov-16	4-Nov-23
Sun Limited - Notes -Tranche FRNEUR4Y	1,000.00	1,029.19	1,029.19	-	-	3.34	20.51	4-Nov-16	4-Nov-20
Sun Limited - Notes -Tranche FLRNEUR4Y	1,000.00	1,038.13	1,037.56	45	1,943,059	2.47	18.23	4-Nov-16	4-Nov-20
UNITED BASALT PRODUCTS - BOND	100.00	100.31	100.31	-	-	4.16	0.23	31-Oct-13	31-Oct-18
DEM									
ABC Motors Company - Notes	25,000.00	25,013.28	25,013.28	-	-	5.91	328.77	28-Jan-16	27-Jan-19
ASCENCIA - BONDS	12.00	12.81	12.81	-	-	4.88	0.58	8-Dec-15	30-Jun-25
United Investments Ltd - Bond	100.00	103.23	103.23	-	-	4.00	1.23	1-Feb-16	31-Jan-20